



# 2017 NCHSAA FOOTBALL PLAYOFF CHAMPIONSHIP NOTES

CHAPEL HILL - The North Carolina High School Athletic Association (NCHSAA) finalized and released the playoff brackets for the 2017 Football Championships. The tournament will have eight classifications of play with five playoff rounds each. The 1A, 1AA, 4A and 4AA brackets will field a complement of 24 teams each with 2A, 2AA, 3A and 3AA brackets fielding 32

teams each.

Play is scheduled to begin with games at the higher seed through the first four rounds beginning with first round contests on November 10th. Second round is scheduled for November 17th, the third round is slated for November 24th, and the Regional Finals are planned for December 1st.

The State Championship Games will be contested on Saturday, December 9th at NCSU, UNC, Duke & Wake Forest. Play is scheduled to begin at 12:00 noon. Tickets to the Championships can be purchased at the gate, or digital tickets can be purchased in advance through the NCHSAA's partnership with GoFan.

The 2017 NCHSAA Football Championships will be broadcast live by Sinclair Broadcasting. The full schedule of games and affiliates across the state can be found by visiting our website, [www.NCHSAA.org](http://www.NCHSAA.org) and visiting the football page.



## 1A FOOTBALL CHAMPIONSHIP FIRST ROUND PAIRINGS

### East

- #1 North Duplin (11-0), BYE
- #8 Southside (6-5) vs. #9 Northside-Pinetown (5-6)
- #5 Pamlico County (7-4) vs. #12 Albemarle (4-7)
- #4 Columbia (5-4), BYE
- #3 South Robeson (3-8), BYE
- #6 Plymouth (6-5) vs. #11 North Edgecombe (4-6)
- #7 Southeast Halifax (7-4) vs. #10 South Creek (5-6)
- #2 Northampton County (10-1), BYE

### West

- #1 Mitchell (10-1), BYE
- #8 South Stokes (5-6) vs. #9 Community School of Davidson (5-6)
- #5 Robbinsville (7-4) vs. #12 Rosman (2-9)
- #4 Mountain Island Charter (8-3), BYE
- #3 Thomas Jefferson (10-1), BYE
- #6 Elkin (5-6) vs. #11 Hayesville (3-8)
- #7 Union Academy (7-4) vs. #10 Alleghany (4-7)
- #2 Cherokee (10-1), BYE

## 1AA FOOTBALL CHAMPIONSHIP FIRST ROUND PAIRINGS

### East

- #1 Tarboro (11-0), BYE
- #8 Riverside-Martin (6-5) vs. #9 Princeton (7-4)
- #5 West Montgomery (9-2) vs. #12 Rosewood (5-6)
- #4 Granville Central (5-6), BYE
- #3 East Carteret (7-4), BYE
- #6 Lakewood (9-2) vs. #11 Pender (4-7)
- #7 Manteo (8-3) vs. #10 Gates County (6-5)
- #2 John A. Holmes (10-1), BYE

### West

- #1 Mount Airy (11-0), BYE
- #8 Polk County (7-4) vs. #9 North Rowan (8-3)
- #5 Swain County (7-4) vs. #12 Cherryville (4-7)
- #4 Bessemer City (10-1), BYE
- #3 North Stanly (10-1), BYE
- #6 Murphy (9-2) vs. #11 South Stanly (5-6)
- #7 East Surry (7-4) vs. #10 Starmount (6-5)
- #2 East Wilkes (9-2), BYE

## 2A FOOTBALL CHAMPIONSHIP FIRST ROUND PAIRINGS

### East

- #1 Northeastern (11-0) vs. #16 Bertie (4-7)
- #8 First Flight (8-3) vs. #9 Clinton (5-5)
- #5 Wallace-Rose Hill (9-1) vs. #12 Ayden-Grifton (6-5)
- #4 Beddingfield (7-4) vs. #13 Farmville Central (5-6)
- #3 Southwest Onslow (8-3) vs. #14 Goldsboro (6-5)
- #6 SouthWest Edgecombe (9-2) vs. #11 Hertford County (6-5)
- #7 Kinston (9-2) vs. #10 Greene Central (7-4)
- #2 East Bladen (10-1) vs. #15 James Kenan (3-7)

### West

- #1 Reidsville (11-0) vs. #16 West Lincoln (4-7)
- #8 East Rutherford (7-4) vs. #9 East Montgomery (9-2)
- #5 Graham (3-8) vs. #12 Lincolnton (5-6)
- #4 South Columbus (10-1) vs. #13 Wheatmore (9-2)
- #3 Hendersonville (8-3) vs. #14 Brevard (6-5)
- #6 Salisbury (7-3) vs. #11 Red Springs (8-3)
- #7 Whiteville (10-1) vs. #10 North Wilkes (8-3)
- #2 Mountain Heritage (10-0) vs. #15 Lexington (6-4)

## 2AA FOOTBALL CHAMPIONSHIP FIRST ROUND PAIRINGS

### East

- #1 East Duplin (11-0) vs. #16 St. Pauls (5-6)
- #8 Bunn (8-3) vs. #9 West Stokes (8-3)
- #5 Nash Central (9-2) vs. #12 T.W. Andrews (4-7)
- #4 Randleman (9-1) vs. #13 Roanoke Rapids (8-3)
- #3 South Granville (11-0) vs. #14 Washington (4-7)
- #6 West Craven (6-5) vs. #11 Richlands (8-3)
- #7 Ledford (8-2) vs. #10 Anson (4-7)
- #2 North Davidson (10-1) vs. #15 Forest Hills (3-8)

### West

- #1 South Point (11-0) vs. #16 West Iredell (5-6)
- #8 Shelby (9-2) vs. #9 Newton-Conover (9-2)
- #5 Maiden (11-0) vs. #12 Fred T. Foard (8-3)
- #4 Mount Pleasant (9-2) vs. #13 East Lincoln (6-5)
- #3 Franklin (11-0) vs. #14 Smoky Mountain (5-6)
- #6 Wilkes Central (9-2) vs. #11 Pisgah (6-5)
- #7 North Surry (10-1) vs. #10 Patton (8-3)
- #2 Hibriten (11-0) vs. #15 Bandys (5-6)

Live video of all four Championship Games  
available on the NFHS Network

[www.NFHSNetwork.com/NCHSAA](http://www.NFHSNetwork.com/NCHSAA)



**HIGH SCHOOL  
HAPPENS HERE**

### 3A FOOTBALL CHAMPIONSHIP FIRST ROUND PAIRINGS

#### East

#1 Western Alamance (11-0) vs. #16 Eastern Wayne (6-4)  
#8 Fike (8-3) vs. #9 Triton (6-5)  
#5 Jacksonville (9-2) vs. #12 Northside-Jacksonville (6-5)  
#4 Terry Sanford (10-1) vs. #13 Rocky Mount (4-6)  
#3 Southern Nash (10-1) vs. #14 Westover (4-7)  
#6 Eastern Alamance (9-2) vs. #11 Northeast Guilford (7-4)  
#7 E.E. Smith (8-3) vs. #10 West Carteret (8-3)  
#2 Havelock (10-1) vs. #15 Williams (5-6)

#### West

#1 Charlotte Catholic (11-0) vs. #16 West Caldwell (6-5)  
#8 Stuart Cramer (7-4) vs. #9 Concord (5-6)  
#5 Weddington (8-3) vs. #12 Hickory (6-5)  
#4 Hunter Huss (7-4) vs. #13 West Rowan (6-5)  
#3 Jay M. Robinson (9-2) vs. #14 Tuscola (7-4)  
#6 Crest (7-4) vs. #11 Monroe (5-6)  
#7 Rockingham County (8-3) vs. #10 Freedom (7-4)  
#2 Kings Mountain (10-1) vs. #15 Forestview (4-7)

### 3AA FOOTBALL CHAMPIONSHIP FIRST ROUND PAIRINGS

#### East

#1 Clayton (11-0) vs. #16 Northwood (7-4)  
#8 Cleveland (7-4) vs. #9 Northern Durham (8-2)  
#5 D.H. Conley (10-1) vs. #12 Northern Guilford (6-5)  
#4 Eastern Guilford (9-2) vs. #13 Hillside (5-5)  
#3 Lee County (11-0) vs. #14 Ben L. Smith (5-6)  
#6 Orange (8-2) vs. #11 Cape Fear (8-3)  
#7 Southeast Guilford (9-2) vs. #10 Dudley (9-2)  
#2 New Hanover (10-1) vs. #15 West Brunswick (4-7)

#### West

#1 Mount Tabor (9-2) vs. #16 Ashbrook (4-7)  
#8 Watauga (9-2) vs. #9 Asheville (7-4)  
#5 Marvin Ridge (10-1) vs. #12 Sun Valley (8-3)  
#4 Alexander Central (10-1) vs. #13 Cuthbertson (4-7)  
#3 South Iredell (9-2) vs. #14 Northwest Cabarrus (6-5)  
#6 A.L. Brown (9-2) vs. #11 Clyde A. Erwin (6-4)  
#7 Southwest Guilford (8-3) vs. #10 Statesville (9-2)  
#2 A.C. Reynolds (10-1) vs. #15 Parkland (6-5)

### 4A FOOTBALL CHAMPIONSHIP FIRST ROUND PAIRINGS

#### East

#1 Scotland County (9-1), BYE  
#8 Jordan (6-5) vs. #9 Seventy-First (8-3)  
#5 Overhills (8-3) vs. #12 Knightdale (6-5)  
#4 South Central (9-2), BYE  
#3 Cardinal Gibbons (11-0), BYE  
#6 Heritage (10-1) vs. #11 Purnell Swett (5-6)  
#7 Ragsdale (7-4) vs. #10 South View (8-3)  
#2 Hoggard (11-0), BYE

#### West

#1 Harding University (10-1), BYE  
#8 Porter Ridge (7-4) vs. #9 Davie County (5-6)  
#5 East Forsyth (7-4) vs. #12 Mooresville (4-7)  
#4 West Mecklenburg (8-3), BYE  
#3 Glenn (10-1), BYE  
#6 Vance (8-3) vs. #11 R.J. Reynolds (6-5)  
#7 Hickory Ridge (9-2) vs. #10 West Charlotte (5-6)  
#2 South Caldwell (1-10), BYE

### 4AA FOOTBALL CHAMPIONSHIP FIRST ROUND PAIRINGS

#### East

#1 Wake Forest (11-0), BYE  
#8 Jack Britt (6-5) vs. #9 Millbrook (5-6)  
#5 Middle Creek (8-3) vs. #12 Laney (7-4)  
#4 Sanderson (8-3), BYE  
#3 Garner (7-4), BYE  
#6 Pinecrest (7-4) vs. #11 Athens Drive (7-4)  
#7 Leesville Road (7-4) vs. #10 Fuquay-Varina (7-4)  
#2 Green Hope (9-2), BYE

#### West

#1 Mallard Creek (11-0), BYE  
#8 Richmond County (7-4) vs. #9 North Mecklenburg (8-3)  
#5 Providence (8-3) vs. #12 South Mecklenburg (2-9)  
#4 Page (10-1), BYE  
#3 Butler (8-2), BYE  
#6 Myers Park (10-1) vs. #11 East Mecklenburg (5-6)  
#7 Hough (8-3) vs. #10 Ardrey Kell (3-8)  
#2 West Forsyth (11-0), BYE





# 2016 FOOTBALL CHAMPIONSHIP RECAPS

## 1A: Murphy holds off Plymouth 15-14 to win school's 8th title

CHAPEL HILL, N.C. – The Murphy Bulldogs found themselves down a score twice in the 1A Football State Championship game, but the Bulldogs controlled the game for much of the afternoon rushing for 354 yards and holding the ball for over 29 minutes of the 48 played on the way to a 15-14 win. It was the Bulldogs eighth state championship win in NCHSAA play and the seventh for head coach David Gentry.

Things looked good for Plymouth early as Elijah Carmack slashed into the endzone from five yards out with 9:53 to go in the first quarter. It took a few possessions but Murphy was able to answer and tie the game at seven when Slade McTaggart got loose for a 10-yard touchdown run with 5:11 remaining in the first quarter.

Plymouth surged back in front late in the first quarter as Aryn Gibson tossed a bomb to Ta'Quaun White who streaked 56 yards for a score with :19 seconds to go in the first quarter giving Plymouth a 15-14 lead.

Coming out of halftime trailing 14-7, Murphy handed the ball to Kadrian McRae who dashed 47 yards to the endzone to cut the lead to 14-13 with 10:00 to go in the third. Plymouth was called for encroachment twice on the point after attempt and Gentry elected to pull the kicking unit off the field and go for two. Quarterback Joey Curry powered his way across the line for two, giving Murphy a 15-14 lead.

McRae was named the game's Most Valuable Player rushing for 171 yards and a touchdown on 21 carries. Curry was named Murphy's Most Outstanding Offensive player, going 4 for 8 on the day with 50 yards passing, adding another 16 yards on the ground. He played much of the game with injured index finger on his throwing hand after slicing his finger on a chinstrap buckle on the third play of the game.

### 2016 1AA Championship Statistics

	1	2	3	4	-	T
<b>WEST MONTGOMERY -</b>	0	0	7	0	-	7
<b>WALLACE-ROSE HILL -</b>	14	7	7	2	-	30

### Qtr-Clock SCORING SUMMARY

1 - 4:32	WRH - WILLIAMS, J. 15 yd run (CANO, Yahir kick)
1 - 1:33	WRH - WILLIAMS, J. 40 yd run (CANO, Yahir kick)
2 - 7:00	WRH - BASYDEN, Quavion 72 yd run (CANO, Yahir kick)
3 - 8:28	WM - DOZIER, Jackson 13 yd run (SUSTAITA, Pedro kick)
3 - 2:08	WRH - POLLOCK, Jalyn 24 yd pass from CARTER, Aliza (CANO, Yahir kick)
4 - 9:43	WRH - Safety - Sack by MURRAY, Xavier

Team Statistics	WRH	WM
First Downs	17	9
Rushing (Att - Yds)	56-370	36-78
Passing (C - Att - Yds - Int)	1-4-24-0	5-14-106-0
Total Offense (Plays - Yds)	60-394	50-184
Penalties (# - Yds)	2-13	3-25
Turnovers	1	0

**Passing - WRH:** A. Carter 1-4, 24 yd, 1 TD. **WM:** J. Dozier 5-14, 106 yd.  
**Rushing - WRH:** Q. Basyden 10 - 133 yd, 1 TD; D. Newkirk 16 - 105 yd; J. Williams 11 - 69 yd, 2 TD; A. Carter 6 - 22 yd; P. Farrior 2 - 21 yd; D. Nichols 4 - 20 yd; M. Gray 3 - 5 yd; J. Pollock 1 - (-2 yd); **TEAM** 3 - (-3yd); **WM:** J. Leake 12 - 40 yd; D. Rhone, Jr. 10 - 28 yd; J. Dozier 13 - 11 yd, 1 TD; M. Horne 1 - (-1 yd).  
**Receiving - WRH:** J. Pollock 1 - 24 yd, 1 TD; **WM:** J. Morrison 3 - 93 yd; J. Leake 1 - 7 yd; M. Horne 1 - 6 yd.

### AWARDS

**West Montgomery Defensive M.O.P -** Jaivius Morrison (DB)  
**West Montgomery Offensive M.O.P -** Jackson Dozier (QB)  
**Wallace-Rose Hill Defensive M.O.P -** Xavier Murray (DE)  
**Wallace-Rose Hill Offensive M.O.P -** Quavion Basyden (RB)  
**Most Valuable Player - Wallace-Rose Hill -** Javonte Williams (RB)

## 2016 1A Championship Statistics

	1	2	3	4	-	T
<b>MURPHY -</b>	0	7	8	0	-	15
<b>PLYMOUTH -</b>	0	14	0	0	-	14

### Qtr-Clock SCORING SUMMARY

2 - 9:53	PLY - CARMACK, Elijah 5 yd run (CASTENADA, Jose kick)
2 - 5:11	MUR - MCTAGGART, Slade 10 yd run (HELTON, Joey kick)
2 - 0:19	PLY - WHITE, Ta'Quarun 56 yd pass from GIBSON, Aryn (CASTENADA, Jose kick)
3 - 10:00	MCRAE, Kadrian 47 yd run (CURRY, Joey rush)

Team Statistics	PLY	MUR
First Downs	3	21
Rushing (Att - Yds)	31-76	60-354
Passing (C - Att - Yds - Int)	1-6-56-0	4-9-50-1
Total Offense (Plays - Yds)	37-132	69-404
Penalties (# - Yds)	3-21	5-26
Turnovers	0	3

**Passing - PLY:** A. Gibson 1-6, 56 yd, 1 TD. **MUR:** J. Curry 4-8, 50 yd, 1 INT.  
**Rushing - PLY:** E. Carmack 11 - 31 YD, 1 TD; J. Downing 8 - 19 yd; R. Wilkins 5 - 17 yd; A. Wilkins 3 - 7 yd; T. White 4 - 2 yd. **MUR:** K. McRae 21 -171 yd, 1 TD; K.J. Allen 14 - 83 yd; S. McTaggart 7 - 61 yd, 1 TD; T. Creelman 7 - 45 yd; M. Nelson 3 - 0 yd; J. Curry 5 - (-1 yd); Team Rush (3 - (-5 yd)).  
**Receiving - PLY:** T. White 1 - 56 yd, 1 TD. **MUR:** C. Posey 3 - 32 yd; T. Creelman - 1 -18.

### AWARDS

**Plymouth Defensive M.O.P -** Willie McNair (LB)  
**Plymouth Offensive M.O.P -** Aryn Gibson (QB)  
**Murphy Defensive M.O.P -** Adam Powell (DL)  
**Murphy Offensive M.O.P -** Joey Curry (QB)  
**Most Valuable Player -** Murphy - Kadrian McRae (RB)

## 1AA: WALLACE-ROSE HILL TAKES CONTROL EARLY TO WIN THIRD STRAIGHT TITLE

CHAPEL HILL, N.C. – The Wallace-Rose Hill Bulldogs are no stranger to the 1AA State Championship game as the team came into the 2016 1AA State Championship against West Montgomery as the two-time defending champion. The Bulldogs nabbed the early lead on a 15- yard TD by Javonte Williams and ran to a 30-7 victory over the Warriors claiming their third straight title.

Williams crossed the plane again in the first quarter with 1:33 to go in the quarter scoring from 40 yards out and giving the Bulldogs a 14-0 lead. He was named the game's M.V.P. with 69 yards rushing and two touchdowns.

The Bulldogs weren't done in the first half as Quavion Basyden gave them a 21-0 lead breaking a 72-yard run with seven minutes to play in the half, dragging a Warrior defender the last 13 yards.

West Montgomery did strike back to begin the third quarter as senior quarterback Jackson Dozier carried from 13 yards out to put the Warriors on the board and trim the Bulldog lead to 21-7 with 8:28 to go in frame. Dozier was named the Warriors Most Outstanding Performer offensively as he threw for 106 yards, and gained 46 yards on the ground before sack yardage reduced his total.

The Bulldogs stretched the lead back out to 21 with 2:08 to go in the third as quarterback Aliza Carter found Jalyn Pollock in the right corner of the endzone from 24 yards away. Wallace-Rose Hill tacked on another two points after downing a punt at the Warrior 1-yardline, sacking Dozier on the next play to make it 30-7 with 9:43 to play.

Wallace-Rose Hill finished the season 15-1 winning the school's sixth football State Championship all-time in nine appearances in the State Finals.

# 2016 FOOTBALL CHAMPIONSHIP RECAPS

## 2A: Reidsville wins their 16th title convincingly, 58-12 over Holmes

WINSTON-SALEM, N.C. – The Reidsville Rams captured the school's 16th state championship to go along with three regional titles they won in the 1960's when play didn't culminate in a full state champion as they blew past John A. Holmes 58-12. Jaron Letterlough accounted for five touchdowns, four rushing and one receiving on his way to M.V.P. honors in the game.

Letterlough opened the scoring with a five yard run in the first quarter, then adding an 18-yard TD to put the Rams up 14-0 early. The Aces struck back with Keimon Bailey streaking for 55 yards and a score, but the point after failed and Holmes trailed 14-6.

Letterlough added a 45-yard touchdown reception and the Rams tacked on a pair of field goals in the second quarter while the Aces got a 7-yard touchdown run by Mitjanta Stanley to make the halftime score 27-12.

The second half was all Reidsville as Letterlough added an 18-yard touchdown run in the third to stretch the Rams lead to 34-12. He added another five-yard touchdown run to take the lead to 44-12 and cement his spot as the game's M.V.P. Letterlough was credited with 153 yards rushing on 15 carries, scoring four times on the ground. He added three catches for 47 yards and a receiving touchdown as well.

Reidsville's Most Outstanding Offensive Performer award went to the kicker Brad Green who was 7 for 7 on the night for point after attempts and converted field goals from 21, 25 and 34 yards. The Ram's Most Outstanding Defensive Performer was Jaquan Hairson with two second half tackles and a fumble recovery in the second half. He added a sack and a forced fumble in the first half.

Reidsville Quarterback Tanner Wilson was steady all night completing 10 of 16 passes for 108 yards and a score.

The Aces finished the season 13-3 as the tri-champions of the Northeastern Coastal 2A Conference. They made their first appearance in an NCHSAA State Championship in the modern era (since 1972). Holmes was paced offensively by Bailey who had 14 carries for 81 yards and a score. He was the Aces Most Outstanding Offensive Performer. Zakeem Brooks was tapped as the Aces Most Outstanding Defensive Performer with seven tackles on the night to lead the team.

Reidsville completed a perfect 16-0 season, winning the Mid-State 2A conference and the program's record-holding 16th championship. The Rams returned to the State Championship for the first time since winning the 2AA title over Newton-Conover in 2009.



### 2016 2A Championship Statistics

	1	2	3	4	-	T
REIDSVILLE -	14	13	10	21	-	58
JOHN A. HOLMES -	6	6	0	0	-	12

### Qtr-Clock SCORING SUMMARY

1 - 9:24	RHS - Jaron LETTERLOUGH 5 yd run (Brad GREEN kick)
1 - 4:56	RHS - Jaron LETTERLOUGH 19 yd run (Brad GREEN kick)
1 - 3:59	HHS - Keimon BAILEY 55 yd run (Graham TUNNEY kick fail)
2 - 9:57	RHS - Brad GREEN 21 yd FG good
2 - 8:13	RHS - Jaron LETTERLOUGH 45 yd pass from Tanner WILSON (Brad GREEN kick)
2 - 3:31	HHS - Mitjanta STANLEY 9 yd run (Luke HOGGARD pass fail)
2 - 3:00	RHS - Brad GREEN 25 yd FG good
3 - 9:58	RHS - Jaron LETTERLOUGH 18 yd run (Brad GREEN kick)
3 - 2:15	RHS - Brad GREEN 34 yd FG
4 - 10:09	RHS - Jaron LETTERLOUGH 5 yd run (Brad GREEN kick)
4 - 7:29	RHS - Austyn CHESTNUT 48 yd punt return TD (Brad GREEN kick)
4 - 3:47	RHS - Jalen EASLEY 19 yd run (Brad GREEN kick)

Team Statistics	RHS	HHS
First Downs	24	10
Rushing (Att - Yds)	35-269	43-111
Passing (C - Att - Yds - Int)	12-18-133-0	4-7-58-0
Total Offense (Plays - Yds)	53-402	50-169
Penalties (# - Yds)	5-24	3-7
Turnovers	0	1

**Passing - RHS:** T. Wilson 12-18, 133 yd; **HHS:** L. Hoggard 4-6, 58 yd; K. Coston 0-1.

**Rushing - RHS:** J. Letterlough 16 - 140 yd, 4 TD; B. Durham 7 - 45 yd; T. Wilson 5 - 20 yd; A. Chestnut 3 - 7 yd; J. Easley 2 - 29 yd, 1 TD; T. Canada 2 - 28 yd; **HHS:** K. Bailey 14 - 66 yd, 1 TD; L. Hoggard 13 - (-2 yd); M. Stanley 6 - 37 yd, 1 TD; K. Coston 2 - 31 yd; N. Hill 2 - 13 yd; J. Cofield 2 - (-14 yd); K. Blunt 1 - 2 yd; A. Sharpe 1 - (-2 yd).

**Receiving - RHS:** A. Chestnut 6 - 65 yd; J. Letterlough 3 - 55 yd, 1 TD; J. Foster 2 - 4 yd; G. Stockton 1 - 12 yd; **HHS:** J. Cofield 1 - 22 yd; Q. Boone 1 - 21 yd; M. Stanley 1 - 12 yd; K. Bailey 1 - 3 yd.

### AWARDS

**Holmes Defensive M.O.P.** - Zakeem Brooks (DB)

**Holmes Offensive M.O.P.** - Keimon Bailey (RB)

**Reidsville Defensive M.O.P.** - Jaquan Hairson (DL)

**Reidsville Offensive M.O.P.** - Brad Green (PK)



# 2016 FOOTBALL CHAMPIONSHIP RECAPS

## 2AA: Shelby claims fourth straight football championship with a 28-6 win over Northside-Jacksonville

RALEIGH, N.C. – The Golden Lions of Shelby had lived up to the “Golden” moniker all season long as the Lions had never trailed at any point of the 2016 football season coming into the school’s fourth straight appearance in the state championship game. They never trailed in the 2AA title game either, as Shelby took down Northside-Jacksonville 28-6 to win the school’s ninth state title all-time and their fourth straight.

Shelby opened the scoring just 48 seconds into the contest as Devin Gullatte score the first of his two touchdowns on the day from three yards out. The Lions tacked on another score as quarterback Malik Sarratt improvised to find Juwan Sims in the flats before Sims powered his way into the endzone to give Shelby a 14-0 with 7:13 to go in the first quarter.

Sims was named the game’s Most Valuable Player as he caught two passes for 19 yards and a score while rushing for 152 yards on 21 carries. Sarratt was picked as Shelby’s Most Outstanding Offensive Performer completing 10 of 9 passes for 134 yards and 2 touchdowns while rushing for 24 yards. Dax Hollifield was chosen as the Most Outstanding Defensive player for the Lions with 16 total tackles on the day, 3.5 for a loss, a single sack and fumble recovery.

Shelby’s stud receiver Jayden Borders got free to haul in a 7 yard pass from Sarratt late in the second quarter, giving the Lions a 21-0 halftime lead. Borders finished the day with five catches for 86 yards and a score.

Northside-Jacksonville came out in the second half and continued to fight even down by 21. Jonte McMullen found Cameron Rogers who made a beautiful one-handed catch in stride down the sideline for a 33-yard score. The point after was blocked and the Lions held a 21-6 advantage with 7:10 to go in the third quarter.

Gullatte’s second touchdown of the day ended the scoring with a two-yard run with 11:09 to play in the game making the score 28-6.

Northside-Jacksonville completed the season 12-4, finishing second in the East Central 2A Conference behind East Duplin, a team they defeated in the regional finals. The Monarchs made the school’s first appearance in an NCHSAA Football State Championship game.

Shelby finished the season 16-0, champions of the South Mountain Athletic 2A/3A Conference. The senior class completed the rare sweep as members of the senior class were a part of the State Championship team in all four years of their time at Shelby. They became the fourth school in history to win four straight football state championships.



### 2016 2AA Championship Statistics

	1	2	3	4	-	T
<b>NORTHSIDE-JACKSONVILLE -</b>	0	0	6	0	-	6
<b>SHELBY -</b>	14	7	0	7	-	28

### Qtr-Clock SCORING SUMMARY

- 1 - 11:12 SHS - Devin GULLATTE 3 yd run (Ethan TRIPLETT kick)
- 1 - 7:13 SHS - Juwan SIMS 10 yd pass from Malik SARRATT (Ethan TRIPLETT kick)
- 2 - 1:28 SHS - Jayden BORDERS 7 yd pass from Malik SARRATT (Ethan TRIPLETT kick)
- 3 - 7:10 NSJ - Cameron ROGERS 33 yd pass from Jonte MCMULLEN (Timothy VU KHANE kick blocked)
- 4 - 11:09 SHS - Devin GULLATTE 2 yd run (Ethan TRIPLETT kick)

Team Statistics	NSJ	SHS
First Downs	16	18
Rushing (Att - Yds)	30-29	36-224
Passing (C - Att - Yds - Int)	25-37-226-2	10-19-134-2
Total Offense (Plays - Yds)	67-226	55-358
Penalties (# - Yds)	9-70	1-5
Turnovers	4	3

**Passing - NSJ:** Jo. McMullen 25-37, 226 yd, 1 TD, 2 INT; **SHS:** M. Sarratt 10-19, 134 yd, 2 TD, 2 INT.

**Rushing - NSJ:** D. Washington 5 - 24 yd; J. Koonce 5 - 5 yd; J. Wooten 1 - 2 yd; Jo. McMullen 19 - (-2 yd); **SHS:** J. Sims 21 - 152 yd; D. Gullatte 12 - 48 yd, 2 TD; M. Sarratt 3 - 24 yd.

**Receiving - NSJ:** Ja. McMullen 8 - 42 yd; C. Rogers 6 - 70 yd, 1 TD; D. Jones 5 - 70 yd; J. Wilson 3 - 32 yd; T. McCaskill 2 - 16 yd; D. Washington 1 - (-4 yd); **SHS:** J. Borders 5 - 86 yd, 1 TD; I. Etchison 2 - 21 yd; J. Sims 2 - 19 yd, 1 TD; D. Fuller 1 - 8 yd.

### AWARDS

**Northside Defensive M.O.P.** - Demetrius Jones (DB)

**Northside Offensive M.O.P.** - Jonte McMullen (QB)

**Shelby Defensive M.O.P.** - Dax Hollifield (LB)

**Shelby Offensive M.O.P.** - Malik Sarratt (QB)

**Most Valuable Player - Shelby** - Juwan Sims (RB)

# 2016 FOOTBALL CHAMPIONSHIP RECAPS

## 3A: South Point avenges OT championship loss last year, edge Rocky Mount 16-7 to win school's fourth state title

WINSTON-SALEM, N.C. – Thomas Lempereur booted three field goals to make the difference for South Point in a 16-7 victory over Rocky Mount, winning the 3A State Championship and claiming the school's fifth football state championship. The victory for the Red Raiders avenged an overtime loss in last year's 3A State Championship to Rocky Mount.

South Point opened the scoring as Lempereur converted a 29-yard field goal to break the ice with 3:32 to go in the opening quarter. It took the remainder of the half for either team to break through again as Rocky Mount got a 25-yard touchdown pass from Shabios Lynch to Shyheim Battle with just eight seconds remaining in the half to pick up a 7-3 lead at the break.

Lempereur drew the Red Raiders within one as he knocked a 36-yard field goal through with 8:16 remaining in the third, making the score 7-6. The Red Raider defense then forced a fumble which Tanner Canterburyberry recovered at the Gryphon 23 yardline.

The Red Raiders cashed in six plays later as quarterback Scottie Lee found Ray Grier from seven yards out for a score with 4:39 to go in the third quarter giving South Point a 13-7 lead.

Defenses controlled the remainder of the game as the only score came off of a 25-yard Lempereur field goal with 3:06 to play. South Point's defense was dominant on the day holding the Gryphon offense to just 118 yards of total offense while forcing a fumble and an interception on the game.

Rocky Mount completed the season 13-3, finishing second in the Big East 3A Conference behind Southern Nash, a team they knocked out of the playoffs in the second round. The Gryphons made the school's seventh appearance in an NCHSAA Football Championship all-time.

South Point's Jake Alexander was named the game's Most Valuable Player as he rushed for 135 yards on 28 carries. The Red Raiders finished the season 12-4, second place in the Big South 2A/3A Conference. South Point claimed the school's fourth state title all time in five appearances.



### 2016 3A Championship Statistics

	1	2	3	4	-	T
<b>SOUTH POINT -</b>	3	0	10	3	-	16
<b>ROCKY MOUNT -</b>	0	7	0	0	-	7

### Qtr-Clock SCORING SUMMARY

- 1 - 3:32 SP - Thomas LEMPEREUR 29 yd FG
- 2 - 0:08 RM - Shyheim BATTLE 25 yd pass from Shabios LYNCH (Chase MILLER kick)
- 3 - 8:16 SP - Thomas LEMPEREUR 36 yd FG
- 3 - 4:39 SP - Ray GRIER 7 yd pass from Scottie LEE (Thomas LEMPEREUR kick)
- 4 - 3:06 SP - Thomas LEMPEREUR 25 yd FG

Team Statistics	SP	RM
First Downs	9	6
Rushing (Att - Yds)	53-199	30-27
Passing (C - Att - Yds - Int)	1-6-7-1	10-19-91-1
Total Offense (Plays - Yds)	59-206	49-118
Penalties (# - Yds)	6-35	2-19
Turnovers	1	2

**Passing - SP:** S. Lee 1-6, 7 yd, 1 TD, 1 INT; **RM:** S. Lynch 10-19, 91 yd, 1 TD, 1 INT.

**Rushing - SP:** J. Alexander 28 - 135 yd; N. Farmer 12 - 63 yd; S. Lee 8 - 4 yd; M. Mead 1 - 3 yd; M. Brandon, Jr. 1 - 0 yd; **RM:** D. Collins 7 - 23 yd; B.J. Daniels-Sanders 8 - 17 yd; S. Greene 2 - 4 yd; C. Williams III 1 - (-3 yd); S. Lynch 12 - (-14 yd).

**Receiving - SP:** R. Grier 1 - 7 yd, 1 TD; **RM:** K. Edwards 4 - 30 yd; C. Williams III 3 - 28 yd; S. Battle 1 - 25 yd; R. McCowan 1 - 6 yd; D. Collins 1 - 2 yd.

### AWARDS

- Rocky Mount Defensive M.O.P.** - Sherrod Greene (DB)
- Rocky Mount Offensive M.O.P.** - Shabios Lynch (QB)
- South Point Defensive M.O.P.** - Phillip Davis (LB)
- South Point Offensive M.O.P.** - Nick Farmer (QB)
- Most Valuable Player - South Point** - Jake Alexander (RB)



# 2016 FOOTBALL CHAMPIONSHIP RECAPS

## 3AA: Weddington claims school's first football title with 33-20 win over Eastern Guilford

WINSTON-SALEM, N.C. – Eastern Guilford took an early lead on the first play from scrimmage, but ultimately it was Weddington's defense that won the day as the Warriors managed a 33-20 victory in the 3AA State Title game. It was the school's first football championship in two appearances in the finals.

The Wildcats struck first on an 80-yard touchdown pass to Nic Cheeley from Dominique Graves on the first play from scrimmage. Weddington struck back to tie the game on the final play of the first quarter when James Shipley hauled in a pass for 47 yards and a score from Warrior QB David Bayha.

Eastern Guilford took the lead back just three plays later when Bryant Barr went streaking 40 yards for a score to give the Wildcats a 14-7 lead with 10:45 to play in the first half. The next two scores went to Weddington as Bayha found Max Brimigion from 47 yards out to tie the game at 14 with 8:57 to go in the half. Then Denzel Patton capped off a 9-play, 60-yard drive with a 5-yard touchdown run to give the Warriors their first lead of the game with 3:04 to go in the half.

In the second half, Weddington extended the lead as Bayha threw his third and final touchdown of the game to Richie Laughlin, covering 27 yards and putting the Warriors up 27-14 with 4:07 to go in the third quarter after the point-after failed.

Then a short punt set the Warriors up with a short field and after four plays and 37 yards Chase Randolph found pay-dirt to give the Warriors a 33-14 advantage with 1:07 to go in the third.

Eastern Guilford tried to claw back into the game in the fourth quarter as Bryant Barr hit Zaccheus Milton for a 24-yard strike and score. The two-point conversion attempt failed leaving the Wildcats down 33-20 with 5:55 to go.

The Warriors won the ground battle offensively, rolling up 173 yards rushing while only allowing 105 by the Wildcats. Weddington held a 356 to 259-yard edge in total offense. Bayha was named the game's M.V.P. with a 10 for 17 performance for 183 yards and three touchdowns through the air. He also rushed 13 times for 74 yards on the afternoon.

Eastern Guilford concluded the year 15-1, champions of the Mid-State 3A Conference. The Wildcats made their first appearance in an NCHSAA Football State Championship game.

Weddington ended the year 13-3, champions of the Southern Carolina 3A Conference for the first time in school history. The State Title was Weddington's first in two appearances in the State Finals.



### 2016 3AA Championship Statistics

	1	2	3	4	-	T
WEDDINGTON -	7	14	12	0	-	33
EASTERN GUILFORD -	7	7	0	6	-	20

### Qtr-Clock SCORING SUMMARY

1 - 11:49	EG - Nic CHEELEY 80 yd pass from Dominique GRAVES (Camron SMITH kick)
1 - 00:00	WED - James SHIPLEY 47 yd pas from David BAYHA (Matt PETERSEN kick)
2 - 10:45	EG - Bryant BARR 40 yd run (Camron SMITH kick)
2 - 8:57	WED - Max BRIMIGION 47 yd pass from David BAYHA (Matt PETERSEN kick)
2 - 3:04	WED - Denzel PATTON 5 yd run (Matt PETERSEN kick)
3 - 4:07	WED - Richie LAUGHLIN 27 yd pass from David BAYHA (Matt PETERSEN kick)
3 - 1:07	WED - Chase RANDOLPH 1 yd run (David BAYHA pass fail)
4 - 5:55	EG - Zaccheus MILTON 24 yd pass from Bryant BARR (Bryant BARR pass fail)

Team Statistics	EG	WED
First Downs	9	20
Rushing (Att - Yds)	24-105	46-173
Passing (C - Att - Yds - Int)	12-23-154-1	10-17-183-1
Total Offense (Plays - Yds)	47-259	63-356
Penalties (# - Yds)	7-65	6-56
Turnovers	1	2

**Passing - EG:** D. Graves 9-16, 116 yd, 1TD, 1 INT; B. Barr 3-7, 38 yd, 1 TD, 1 INT. **WED:** D. Bayha 10-17, 183 yd, 3 TD, 1 INT

**Rushing - EG:** B. Barr 8 - 92 yd, 1 TD; Z. Walker 3 - 19 yd; K. Howard 2 - 8 yd; J. Artis 1 - 4 yd; C. McMullen 2 - (-2 yd); D. Graves 8 - (-16 yd). **WED:** D. Bayha 13 - 74 yd; D. Patton 13 - 61 yd, 1 TD; R. Laughlin 4 - 20 yd; B. Arthur-Wong 3 - 17 yd; C. Randolph 3 - 8 yd, 1 TD; W. Dixie 3 - 7 yd; J. Shipley 1 - 5 yd; J. Gale 1 - 2 yd; W. Furlong 1 - 0 yd; J. Hobbs 1 - (-3 yd); E. Murphy 1 - (-5 yd); M. Brimigion 1 - (-11 yd).

**Receiving - EG:** N. Cheeley 4 - 92 yd, 1 TD; J. Artis 3 - 33 yd; I. Finerty 3 - 4 yd; Z. Milton 1 - 24 yd; J. Matthews 1 - 1 yd. **WED:** J. Shipley 3 - 73 yd, 1 TD; J. Hobbs 3 - 27 yd; M. Brimigion 1 - 47 yd, 1 TD; R. Laughlin 1 - 27 yd, 1 TD; D. Patton 1 - 5 yd; E. Murphy 1 - 4 yd.

### AWARDS

**Eastern Guilford Defensive M.O.P.** - Kyin Howard (LB)  
**Eastern Guilford Offensive M.O.P.** - Bryant Barr (RB)  
**Weddington Defensive M.O.P.** - Chase Randolph (DE)  
**Weddington Offensive M.O.P.** - James Shipley (WR)  
**Most Valuable Player - Weddington** - David Bahya (QB)

# 2016 FOOTBALL CHAMPIONSHIP RECAPS

## 4A: Dudley dominant over Cape Fear en route to their fourth championship

RALEIGH, N.C. – It didn't take long, one minute to be exact, for the Dudley Panthers to seize control of the 4A State Championship Game against Cape Fear. Dudley took the reins on the third play from scrimmage as Hendon Hooker lofted a pass down the left sideline to Nigel Fitzgerald who hauled it in and sprinted 79 yards for the opening score and as he took off, so did the Panthers, never to look back.

Fitzgerald and Hooker connected one other time on the night as Hooker hit Fitzgerald on a seven-yard back shoulder throw in the end zone in the closing second of the first half as the Panthers stretched the lead to 34-0. Dudley went on to capture the school's fourth championship in six appearances in an NCHSAA Championship game, knocking out Cape Fear 54-0.

Hendon Hooker was brilliant at quarterback for the Panthers. Hooker threw three touchdown passes in the first half alone. He accounted for six touchdowns in total, 3 on the ground and 3 in the air as he threw for 221 yards and rushed for another 89 yards on the night on his way to M.V.P. honors in the game, voted unanimously by the assembled media.

Zareik Rush had a two touchdown night for the Panthers as well, accounting for 120 yards rushing with scores of 25 and 52 yards.

The Dudley defense was solid as well, holding the balanced Cape Fear attack to just 108 yards on the night. Nigel Peele was named the Most Outstanding Performer on the defensive side of the ball with seven tackles on the night and a pass break up.

Cape Fear struggled mightily all night long with the Colts dual-threat quarterback Justice Galloway-Velasquez held under 100 yards of total offense on the night for the first time this season. Galloway-Velasquez was named the Colts Most Outstanding Offensive Performer with 110 yards through the air and -15 on the ground as he was under siege all night by the Dudley defense.

The Colts concluded their year 15-1, the best season in school history, winning 10 or more games for the first time in a year as a program. They were the undefeated champions of the Mid-South 4A Conference.

Dudley wrapped up their year at 15-1 on the season, finishing second in the All-Metro 4A behind Page who also reached a State Championship Final. The Panthers won their first State Championship since their 2013 victory over Scotland County in the 4A title game.



### 2016 4A Championship Statistics

	1	2	3	4	-	T
CAPE FEAR -	0	0	0	0	-	0
DUDLEY -	20	14	20	0	-	54

### Qtr-Clock SCORING SUMMARY

1 - 11:00	DHS - Nigel FITZGERALD 79 yd pass from Hendon HOOKER (Kenji PATTERSON kick failed)
1 - 8:39	DHS - Hendon HOOKER 19 yd run (Thomas YOUNG pass from Hendon HOOKER)
1 - 7:28	DHS - Zareik RUSH 25 yd pass from Hendon HOOKER (Kenji PATTERSON kick blocked)
2 - 5:04	DHS - Hendon HOOKER 12 yd run (Hendon HOOKER pass fail)
2 - 0:07	DHS - Nigel FITZGERALD 7 yd pass from Hendon HOOKER (Thomas YOUNG pass from Hendon HOOKER)
3 - 6:58	DHS - Hendon HOOKER 38 yd run (Hendon HOOKER pass fail)
3 - 5:57	DHS - D.J. CROSSEN 28 yd INT Return (Kenji PATTERSON kick)
3 - 1:04	DHS - Zareik Rush 52 yd run (Kenji PATTERSON kick)

### Team Statistics

	CF	DUD
First Downs	9	18
Rushing (Att - Yds)	17-(-27)	29-239
Passing (C - Att - Yds - Int)	13-34-135-3	11-16-221-1
Total Offense (Plays - Yds)	51-108	45-460
Penalties (# - Yds)	6-43	5-43
Turnovers	4	1

**Passing - CF:** J. Galloway-Velasquez 12-32, 110 yd, 2 INT; D. Melvin 0-1, 1 INT; J. Parker 1-1, 25 yd. **DUD:** H. Hooker 11-16, 221 yd, 3 TD, 1 INT.

**Rushing - CF:** A. Lewis 1 - 0 yd; D. Melvin 2 - (-3 yd); E. Melvin 3 - (-5 yd); J. Galloway-Velasquez 10 - (-15 yd). **DUD:** Z. Rush 6 - 120 yd, 1 TD; H. Hooker 12 - 89 yd, 3 TD; E. Perkins 3 - 24 yd; T. Young 3 - 17 yd; R. Monroe 1 - (-5 yd); T. Burch 4 - (-6 yd).

**Receiving - CF:** M. Moore 3 - 40 yd; A.J. Baldwin 3 - 38 yd; T. McCoy 2 - 13 yd; T. Tillman 2 - 12 yd; E. Melvin 2 - 7 yd; C. Grunden 1 - 25 yd. **DUD:** N. Fitzgerald 3 - 105 yd, 2 TD; J. Zellous 3 - 50 yd; T. Young 3 - 15 yd; Z. Rush 2 - 51 yd, 1 TD.

### AWARDS

**Cape Fear Defensive M.O.P.** - Milton Mosley (LB)  
**Cape Fear Offensive M.O.P.** - Justice Galloway-Velasquez (QB)  
**Dudley Defensive M.O.P.** - Nigel Peele (DB)  
**Dudley Offensive M.O.P.** - Zareik Rush (RB)  
**Most Valuable Player - Dudley** - Hendon Hooker (QB)



# 2016 FOOTBALL CHAMPIONSHIP RECAPS

## 4AA: Wake Forest claims Wake County's first football title since 1987 with 29-0 win over Greensboro Page

RALEIGH, N.C. – The Wake Forest Cougars defense led the way to make the school's fourth appearance in the state championship game and defense dominated the day bringing the Cougars their first state championship with a 29-0 victory over Greensboro Page.

The Cougar defense held the explosive Page offense to just 142 yards of offense all day and forced four interceptions. The defense opened the day by forcing a three-and-out on the Pirates first offensive series. Then Wake Forest special teams came up big as Darius Hodge broke through and blocked the Pirate punt. The block was recovered by Thomas Murray who scooped up the ball at the Pirate 10 and scored to give the Cougars a 7-0 lead with 10:42 to go in the first quarter.

After another Pirate three-and-out on the ensuing possession, Wake Forest took over near midfield at their own 42, driving seven plays and cashing in on the good field position with a 2-yard Devon Lawrence touchdown run. The point after was blocked and the Cougars jumped in front 13-0 with 5:45 to go in the first.

The Pirate offense continued to struggle, as Wake Forest continued to force the pressure on Pirate quarterback Will Jones. Darius Hodge dominated the game from the linebacker spot making 17 tackles on the afternoon, including the blocked punt. He was named the game's M.V.P. Seth Williams had two interceptions and was tapped as the Cougars Most Outstanding Defensive Performer.

The Cougar offense capitalized on good field position most of the night as Lawrence turned in a strong performance against the Pirates solid defensive front. Lawrence gained 77 yards on the ground, scoring two touchdowns rushing while throwing for another on a halfback pass to Lex Goodwin with 10:08 to play in the fourth, giving Wake Forest a 29-0 lead.

The Pirates completed their season 14-2 on the year and champions of the All-Metro 4A Conference. Javon Leake was named Page's Most Outstanding Offensive Performer with 36 hard-earned yards on 18 carries.

Wake Forest finished the year unblemished at 16-0, they were the champions of the CAP 8 4A Conference. They claimed the school's first championship and made their fourth appearance in the state finals, all since 2010. The win for Wake Forest was the first Football Championship for a team from Wake County since Garner won the title in 1987, snapping a 29-year drought.



### 2016 4A Championship Statistics

	1	2	3	4	-	T
WAKE FOREST -	13	10	0	6	-	29
PAGE -	0	0	0	0	-	0

### Qtr-Clock SCORING SUMMARY

- 1 - 10:42 WF - Jaden MCKENZIE 10 yd blocked punt return (Christopher VIDAL kick)
- 1 - 5:45 WF - Devon LAWRENCE 2 yd run (Christopher VIDAL kick fail)
- 2 - 10:47 WF - Christopher VIDAL 22 yd FG
- 2 - 8:18 WF - Devon LAWRENCE 3 yd run (Christopher VIDAL kick)
- 4 - 10:08 WF - Lex GOODWIN 37 yd pass from Devon LAWRENCE (Christopher VIDAL kick fail)

Team Statistics	WF	PHS
First Downs	10	9
Rushing (Att - Yds)	47-80	29-81
Passing (C - Att - Yds - Int)	3-5-76-0	9-26-61-4
Total Offense (Plays - Yds)	52-156	55-142
Penalties (# - Yds)	6-40	9-69
Turnovers	0	4

**Passing - WF:** C. James 2-4, 39 yd; D. Lawrence 1-1, 37 yd, 1 TD. **PHS:** W. Jones 9-25, 61 yd, 4 INT; N. Baker 0-1, 0 yd.

**Rushing - WF:** D. Lawrence 27 - 77 yd, 2 TD; M. Dunn 7 - 27 yd; D. Lucas 6 - 11 yd; D. Jones 1 - (-1 yd); C. James 4 - (-14 yd); TEAM 2 - (-20 yd). **PHS:** W. Jones 9 - 41 yd; J. Leake 18 - 36 yd; R. Polite 1 - 4 yd; A. Alston 1 - 0 yd.

**Receiving - WF:** L. Goodwin 2 - 68 yd, 1 TD; D. Lawrence 1 - 8 yd. **PHS:** A. Alston 3- 34 yd; J. Leake 3 - 16 yd; R. Polite 2 - 6 yd; J. King 1 - 5 yd.

### AWARDS

- Page Defensive M.O.P.** - Alex Gray (LB)
- Page Offensive M.O.P.** - Javon Leake (RB)
- Wake Forest Defensive M.O.P.** - Seth Williams (LB)
- Wake Forest Offensive M.O.P.** - Devon Lawrence (RB)
- Most Valuable Player - Wake Forest** - Darius Hodge (LB)



# 2017 1A FOOTBALL BRACKET



FIRST ROUND

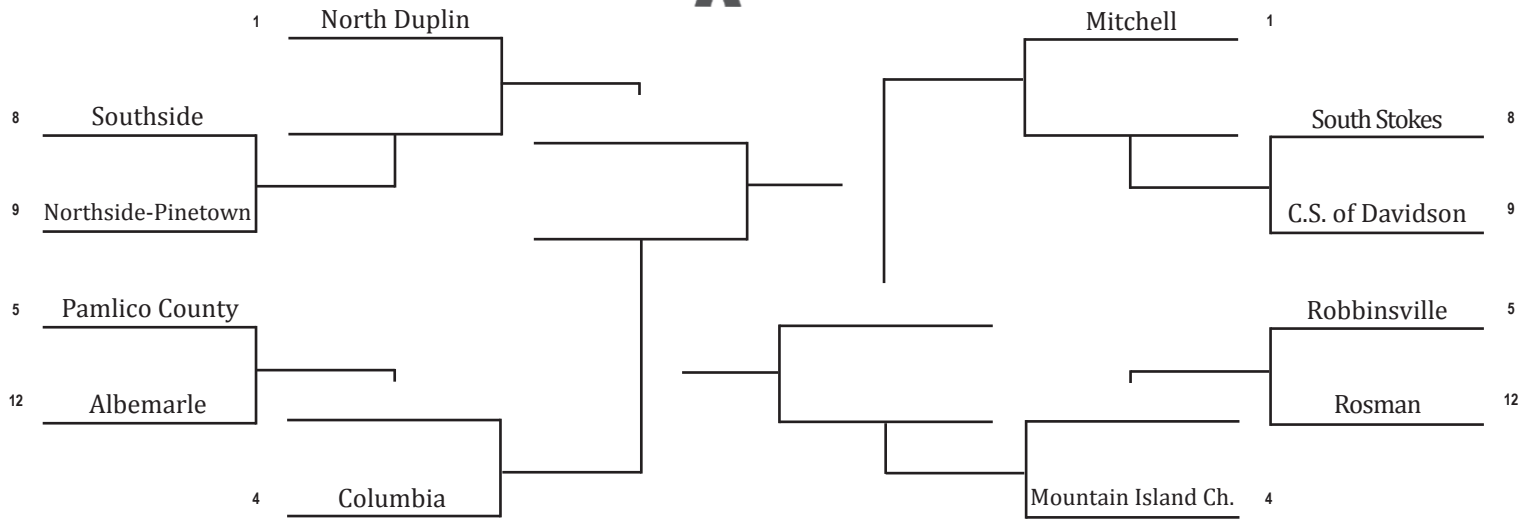
SECOND ROUND

THIRD ROUND

THIRD ROUND

SECOND ROUND

FIRST ROUND



REGIONAL FINALS

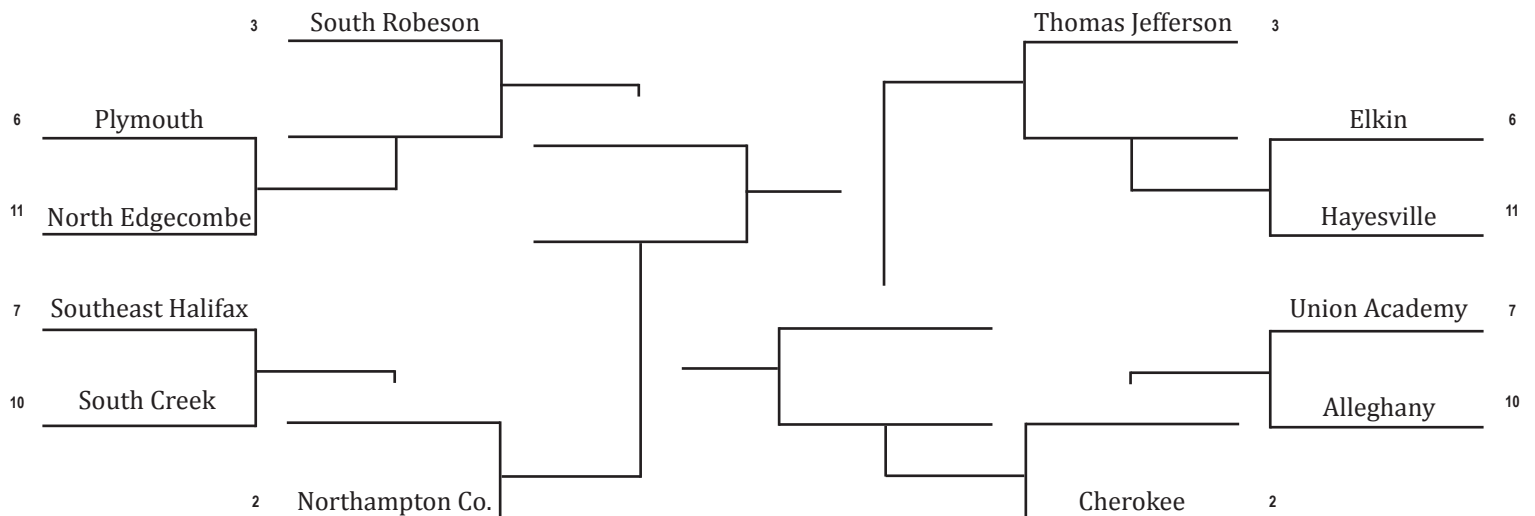
STATE  
CHAMPIONSHIP

CHAMPION



HIGH SCHOOL  
HAPPENS HERE

WELLS  
FARGO







# 2017 1AA FOOTBALL BRACKET



FIRST ROUND

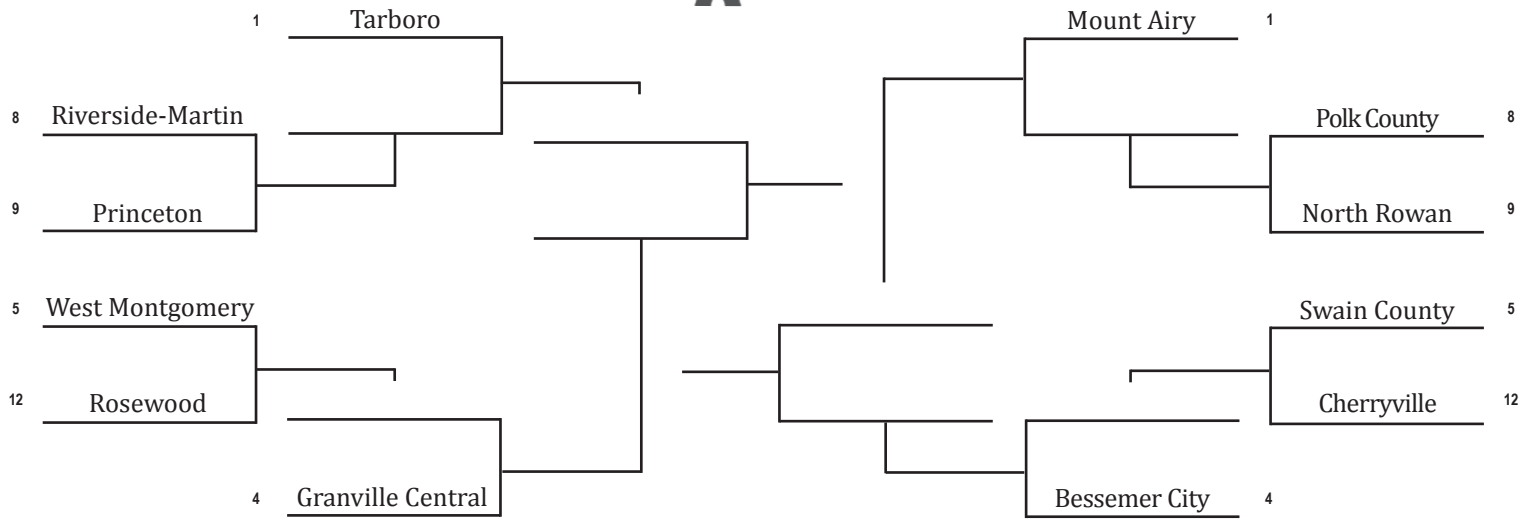
SECOND ROUND

THIRD ROUND

THIRD ROUND

SECOND ROUND

FIRST ROUND



REGIONAL FINALS

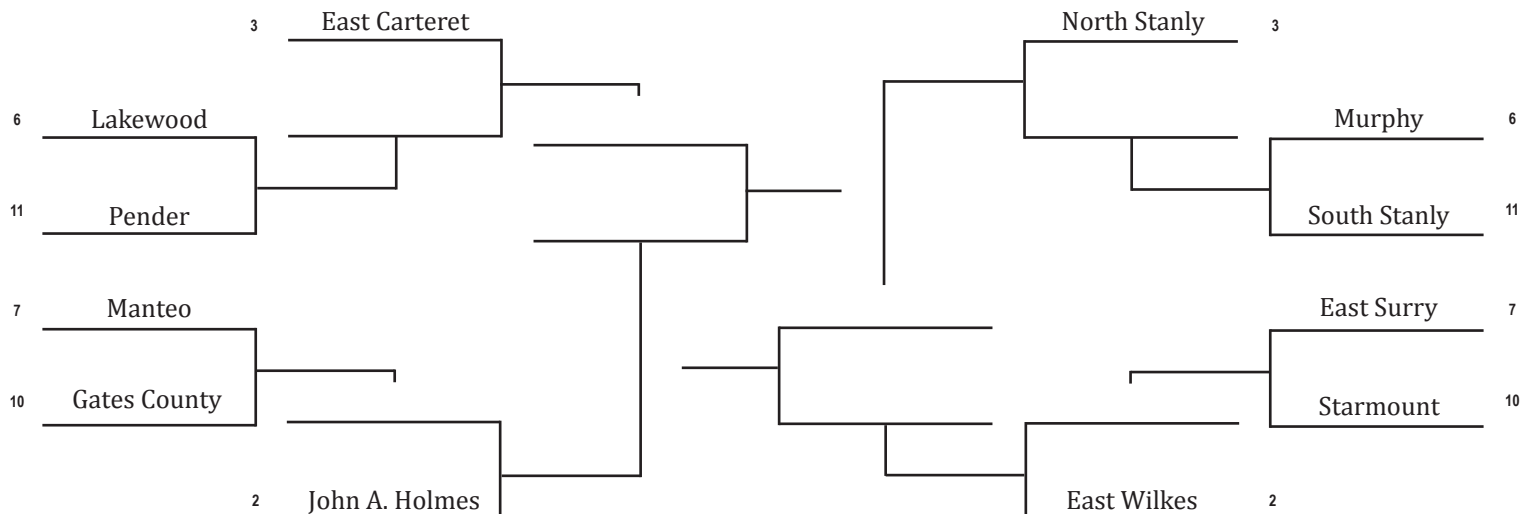
STATE  
CHAMPIONSHIP

CHAMPION



HIGH SCHOOL  
HAPPENS HERE

WELLS  
FARGO



Wilson




# 2017 2A FOOTBALL BRACKET








# 2017 2AA FOOTBALL BRACKET






# 2017 3A FOOTBALL BRACKET







# 2017 3AA FOOTBALL BRACKET





# 2017 4A FOOTBALL BRACKET



FIRST ROUND

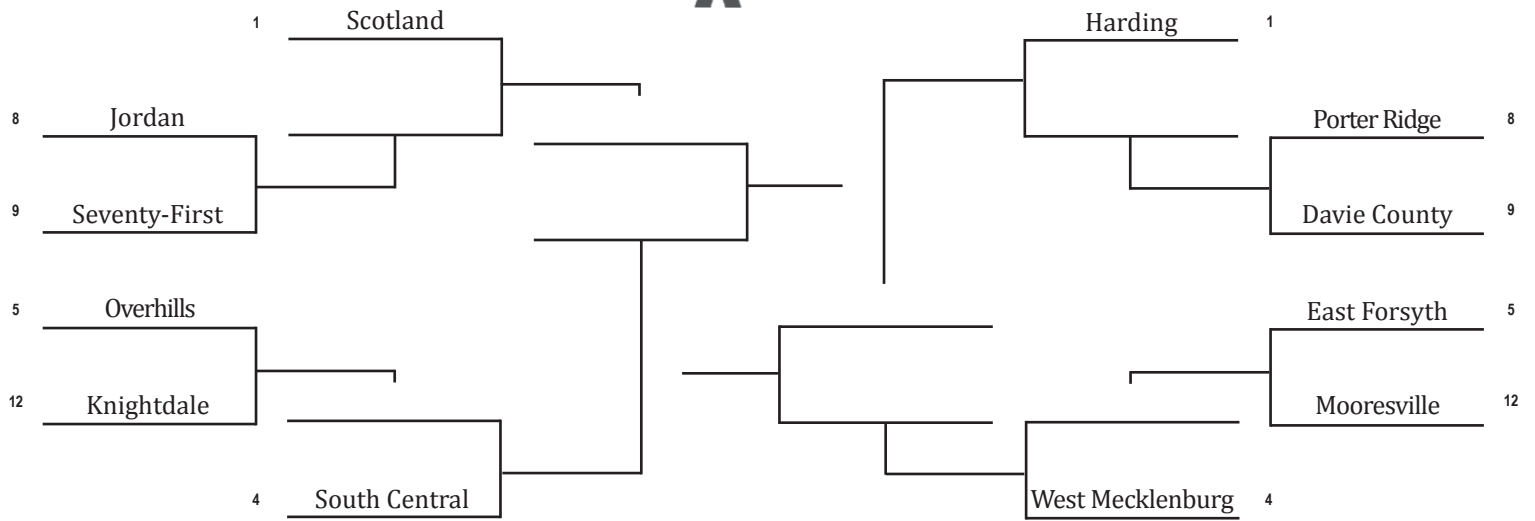
SECOND ROUND

THIRD ROUND

THIRD ROUND

SECOND ROUND

FIRST ROUND



REGIONAL FINALS

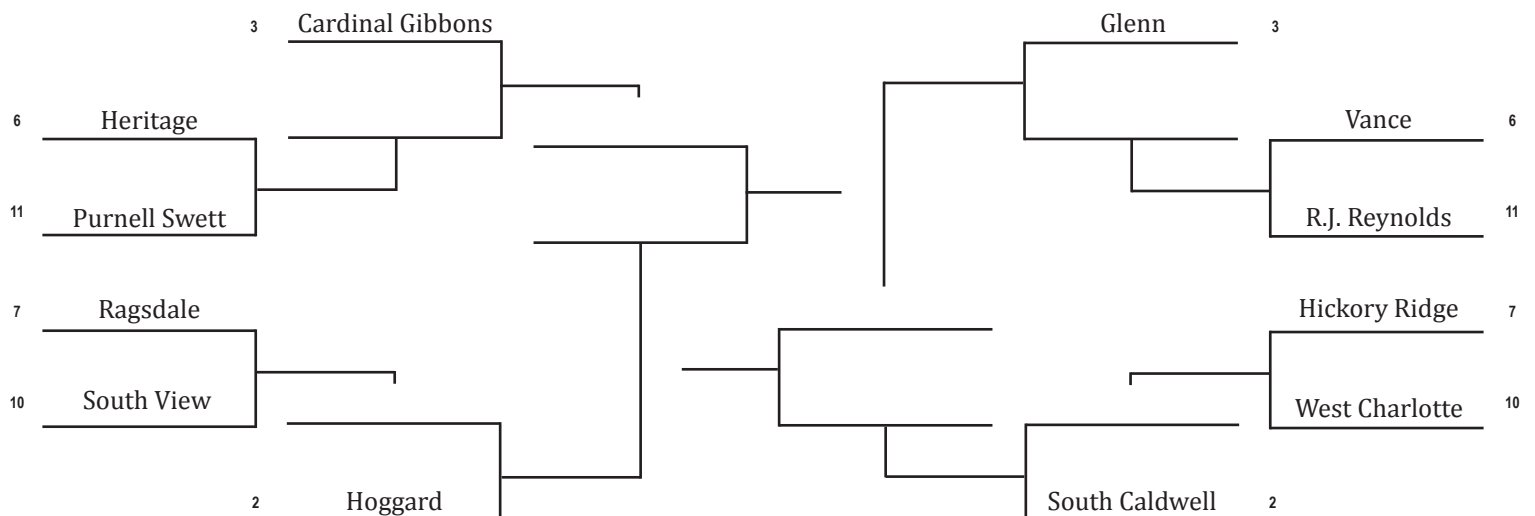
STATE  
CHAMPIONSHIP

CHAMPION



HIGH SCHOOL  
HAPPENS HERE

WELLS  
FARGO



Wilson





# 2017 4AA FOOTBALL BRACKET



FIRST ROUND

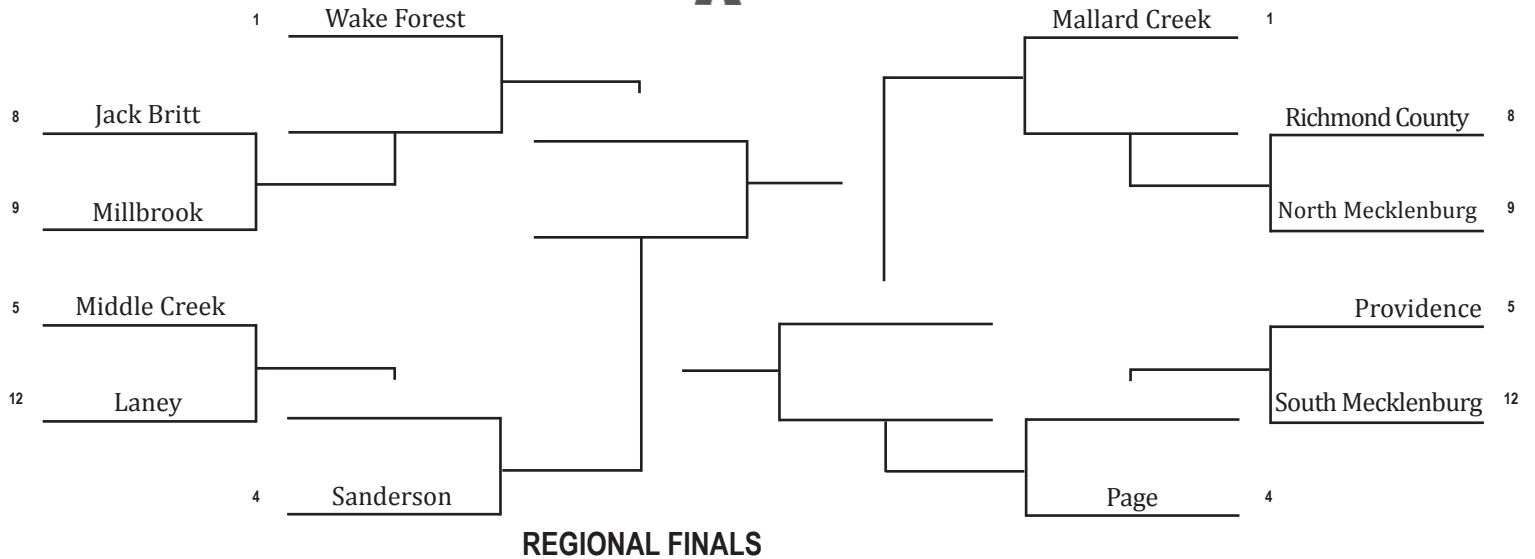
SECOND ROUND

THIRD ROUND

THIRD ROUND

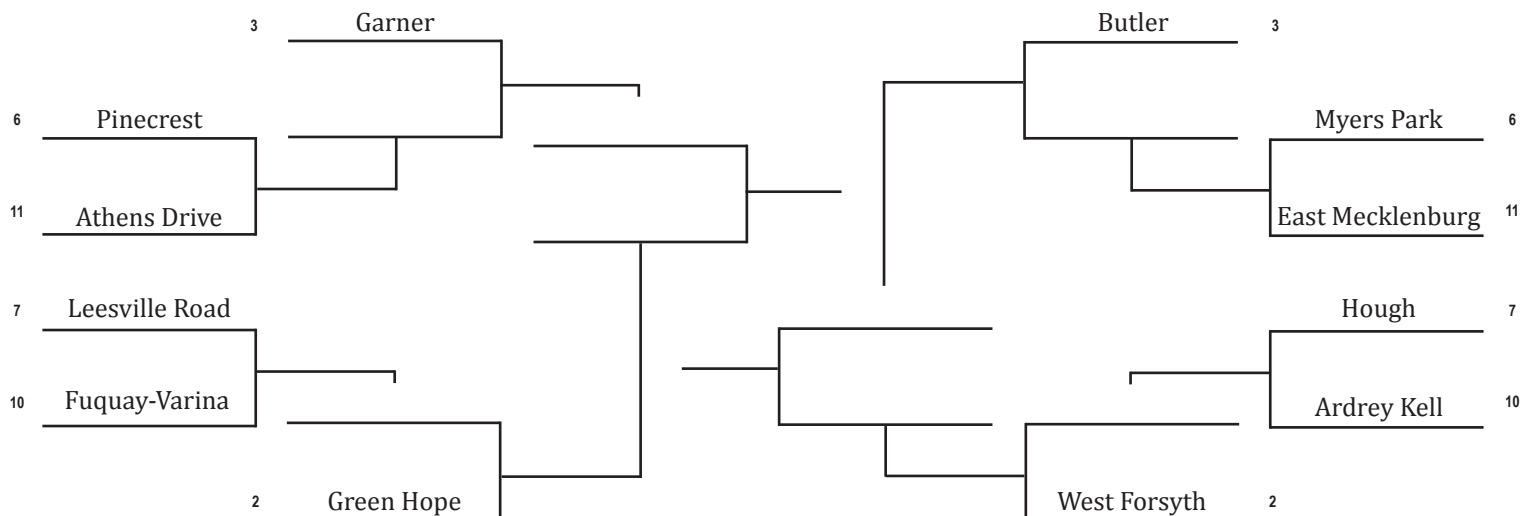
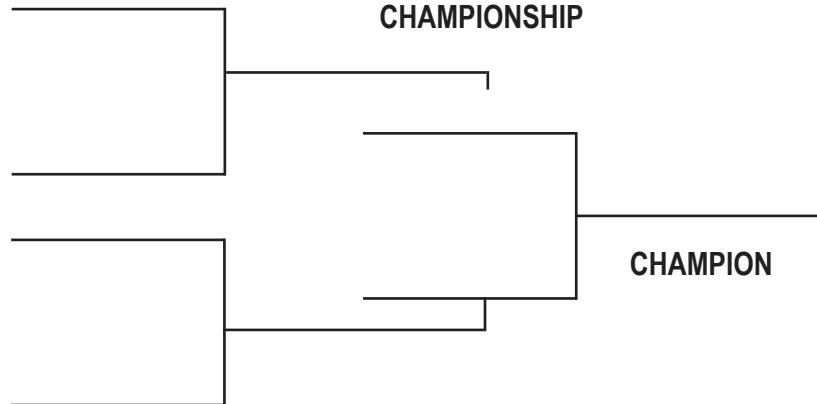
SECOND ROUND

FIRST ROUND



**HIGH SCHOOL  
HAPPENS HERE**

**STATE  
CHAMPIONSHIP**





# CHAMPIONSHIP GAME NEUTRAL SITE RECORDS



"Modern Era" Records beginning in 1989; updated through 2015 Championships

## TEAM RECORDS

### Most points, two teams combined

**Game:** 98 (Western Alamance 62, North Gaston 36, 12/8/07 at Kenan)

### Most points, one team

**Game:** 68, Reidsville (vs. Bandys 12/6/03 at Carter-Finley)

**Half:** 42, Reidsville (2nd half vs. Bandys 12/6/03 at Carter-Finley)

42, Butler (1st half vs. Jack Britt 12/1/12 at Kenan)

42, Mallard Creek (1st half vs. Page 12/12/15 at Carter-Finley)

**Quarter:** 35, Mallard Creek (2nd quarter vs. Page 12/12/15 at Carter-Finley)

### Most yards, total offense, two teams combined:

1,130 (North Gaston 575, Western Alamance 555, Western 62-36 on 12/8/07 at Kenan)

### Most yards, total offense, one team, game:

622, Reidsville (vs. Bandys at Carter-Finley 12/6/03);

618, Northern Guilford (vs. Char. Catholic at Carter-Finley 12/1/12)

### Most yards rushing, one team, game:

542, Northern Guilford (vs. Char. Catholic at Carter-Finley, 12/1/12)

### Most yards passing, one team, game:

398, Reidsville (vs. Bandys at Carter-Finley, 12/6/03)

### Most plays, one team, game:

82, South Point (vs. South Johnston 12/11/09)

80, Murphy (vs. Wallace-Rose Hill 12/11/10)

74, Bertie (vs. High Point Central 12/8/95)

74, Rosman (vs. North Edgecombe 12/13/97)

74, Wallace-Rose Hill (vs. Albemarle 12/15/01)

### Most passes attempted, one team, game:

47, West Craven (25 of 47, 12/13/08, West Rowan 35-7)

45, Williamston (22 of 45, 12/14/01, Swain 38-19)

### Most passes completed, one team, game:

25, West Craven (25 of 47, 12/13/08, West Rowan 35-7)

25, Cummings (25 of 35, 12/7/90, Cummings 32-26)

25, Independence (25 of 44, 12/9/00, Independence 24-19)

### Most passes attempted, two teams combined, game:

73 (Kinston 41, Shelby 32, 12/12/15 at Carter-Finley, Shelby 57-21)

### Most passes completed, two teams combined, game:

34 (Bertie 15 completions, Ragsdale 19, 12/8/00, Bertie 32-15)

### Most interceptions by:

6, Swain County (vs. Williamston 2001)

5, West Rowan (vs. West Craven 12/13/08)

### Fewest total yards allowed, game:

49 by Robbinsville vs. Lakewood 12/12/92 (Robbinsville 35-0)

### Fewest rushing yards allowed, game:

-29 by Mallard Creek vs. Page 12/12/15 at Carter-Finley (Mallard Creek 49-6)

-9 by Concord vs. Wilson Hunt 12/11/04 at Groves (Concord 27-0)

-5 by Rose vs. Mount Tabor at Groves (12/6/03 (Rose 51-7)

-2 by Crest vs. Eastern Randolph at Kenan 12/6/03 (Crest 40-0)

### Fewest passing yards allowed, game: most recent

0 by Tarboro vs. Mountain Heritage 12/11/09 (Tarboro 28-3)

*Has occurred 11 times: (0 yard team listed first)*

Robbinsville vs. Lakewood 12/12/92 (Robbinsville 35-0)

West Charlotte vs. Douglas Byrd 12/9/95 (West Charlotte 20-13)

North Edgecombe vs. Starmount 12/12/98 (Starmount 22-20)

Graham vs. Northside 12/9/00 (Graham 31-6)

Carver vs. Fike 12/14/02 (Carver 34-0 at Carter-Finley)

Cummings vs. Southwest Onslow 12/6/03 (SW Onslow 20-14)

Swain vs. Southside 12/11/04 (Swain 16-14)

Lincolnton vs. Clinton 12/10/05 (Clinton 13-6)

Southern Vance vs. Shelby 12/9/06 (Shelby 27-24)

Douglas Byrd vs. Seventy-First 12/13/08 (Seventy-First 28-7)

## Individual Rushing

Most Yards Rushing - Top 12	Year	Att	Yds	TD	Location
1. T.J. Logan, Northern Guilford	2012	28	510	8	Carter-Finley
2. D'Brian Hudgins, Williamston	1999	29	317	4	Kenan
3. Tre' Harbison, Crest	2015	24	295	7	Kenan
4. T.A. McLendon, Albemarle	2001	31	289	7	Kenan
5. Andre Brown, Rose	2003	27	270	3	BB&T
6. Princeton Brooks, North Gaston	2007	17	269	3	Kenan
7. Johnnie Glaspie, Wallace-Rose Hill	2015	25	261	5	BB&T
8. Jamil Miller, Cummings	2006	17	244	5	BB&T
9. Jamal Edwards, Dudley	2002	28	243	3	Carter-Finley
10. Todd Gurley II, Tarboro	2011	21	242	4	Carter-Finley
11. Kevin Parks, West Rowan	2008	24	219	3	BB&T
12. Rocky Reid, Concord	2013	41	218	1	Carter-Finley





# CHAMPIONSHIP GAME NEUTRAL SITE RECORDS



## Individual Passing

Most Yards Passing	Year	Comp	Att	Yds	Int	TD	Location
1. Raymius Smith, Swain	2012	22	35	426	2	2	Carter-Finley
2. Chris Leak, Independence	2000	25	44	359	1	3	Kenan
3. Kendon Doe, Reidsville	2003	22	35	336	0	2	Carter-Finley
4. Kendall Hinton, Southern Durham	2013	17	25	332	0	4	BB&T
4. Tedarrius Wiley, Richmond	2008	20	25	325	0	4	Kenan
5. Randall Rankins, Bertie	2000	15	22	322	1	3	Kenan
6. Anthony Crews, Reidsville	2002	16	35	311	0	3	BB&T
7. Riley Ferguson, Butler	2012	20	29	301	0	5	Kenan
8. Donnie Davis, Cummings	1990	25	35	304	1	4	Kenan
9. Brad Roach, Williamston	2001	22	45	304	6	2	Kenan
10. Chris Leak, Independence	2001	13	27	298	1	4	Kenan
11. Tyrell Houghton, Reidsville	2009	16	24	291	0	3	Kenan
12. Joe Cox, Independence	2003	14	21	286	1	5	Groves

## Other Individual Marks

### Most yards total offense:

510, T.J. Logan, Northern Guilford (510 rushing) vs. Charlotte Catholic 2012 at Carter-Finley  
453, Raymius Smith, Swain (426 passing, 27 rushing vs. SW Onslow 2012 at Carter-Finley  
448, Anthony Crews, Reidsville (311 passing, 137 rushing vs. Bandys 2002 at BB&T)  
393, Tedarrius Wiley, Richmond (325 passing, 68 rushing vs. Jack Britt 2008 at Kenan)  
379, Kendall Hinton, Southern Durham (332 passing, 47 rushing vs. Crest 2013 at BB&T)

### Most touchdowns:

8, T.J. Logan, Northern Guilford (vs. Charlotte Catholic 2012)  
7, T.A. McLendon, Albemarle (vs. Wallace-Rose Hill 2001)  
7, Tre' Harbison, Crest (vs. Southern Durham 2015)

### Most points scored:

50, T.J. Logan, Northern Guilford, 8 touchdowns and one 2 point conversion (vs. Charlotte Catholic 2012)

### Most touchdown passes:

5, Joe Cox, Independence (vs. New Bern 2003)  
5, Riley Ferguson, Butler (vs. Jack Britt 2012)  
5, Darquez Lee, Shelby (vs. Kinston 2015)  
4, Kendall Hinton, Southern Durham (vs. Crest 2013)  
4, Tedarrius Wiley, Richmond (vs. Jack Britt 2008)  
4, Chris Leak, Independence (vs. Wilmington Laney 2001)  
4, Heath Shuler, Swain (vs. Roanoke 1990)  
4, Donnie Davis, Cummings (vs. Statesville 1990)  
4, Zephaniah Wall, Monroe (vs. Bunn 2015)

### Most reception yards:

261, Greg Tisho, Swain (vs. Southwest Onslow 2012 at Kenan)  
225, Brad Hinton, Independence (vs. South View 2000 at Kenan)  
205, Hakeem Nicks, Independence (vs. New Bern 2005 at Carter-Finley)  
198, Maurice Trowell, Southern Durham (vs. Crest 2013)  
197, Wayne Blackwell, Reidsville (vs. Bandys 2003 at Carter-Finley)  
171, Jadarious McManus, Monroe (vs. Bunn 2015)  
165, Jerome Simpson, Reidsville (vs. Bandys 2002 at BB&T)  
156, Maurice Staley, West Charlotte (vs. South View 1991)  
155, Curtis Maheu, Jack Britt (vs. Richmond 2008)

### Most receptions:

13, Jerome Simpson, Reidsville (vs. Bandys 2003)  
13, Greg Tisho, Swain (vs. Southwest Onslow 2012)  
11, Mohammed Massaquoi, Independence (vs. South View 2004)  
11, Brad Hinton, Independence (vs. South View 2000)  
9, J.J. House, Williamston (vs. Albemarle 2002)  
9, Doug Brown, Ragsdale (vs. Bertie 2000)  
9, Kevin Roach, Williamston (vs. Swain 2001)

### Most touchdown receptions:

3, Brandy Jones, Robbinsville (vs. Lakewood 1992)  
3, Mohammed Massoquoi, Independence (vs. New Bern 2003 at BB&T)  
3, Wayne Blackwell, Reidsville (vs. Bandys 2003 at Carter-Finley)  
3, Tre Carson, Mitchell (vs. Wallace-Rose Hill 2015 at BB&T)

### Longest rushing play:

96 yards, Derrell Scott, Havelock (vs. Concord 2013)  
94 yards, Bryan Haywood, Southside (vs. Swain 2004)  
94 yards, A.J. Little, Albemarle (vs. Southwest Onslow 2009)  
93 yards, Marcus Ellerbe, Richmond (vs. Garner 1998)  
90 yards, Princeton Brooks, North Gaston (vs. Western Alamance 2007)

### Longest passing play:

98 yards, Nick Maddox from Paul Allen, A.L. Brown (vs. NE Guilford 1997)

### Longest punt:

69, Jason Sunday, Southwest Onslow (vs. Cummings 2003)

### Longest field goal:

47 yards, Brayan Diaz, Monroe (vs. Bunn 2015 at Carter-Finley)  
46 yards, Tadarius Darden, Hobbton (vs. Swain 1993)  
45 yards, Jose Flores, Wallace-Rose Hill (vs. Murphy 2010 at Kenan)

### Most field goals:

3, Brad Green, Reidsville (vs. John A. Holmes 2016 at BB&T)  
2, Chris Hensler, Northern Durham (vs. East Forsyth 1992)  
2, Julian Rauch, Gastonia Ashbrook (vs. Dudley 2002 at Carter-Finley)  
2, Erik Lemmon, Crest (vs. Eastern Randolph 2003 at Kenan)  
2, Tyler Rabb, Shelby (vs. Reidsville 2005 at Kenan)  
2, Spence Lundquist, Newton-Conover (vs. Reidsville 2009 at Kenan)  
2, Luke Hayek, Shelby (vs. Southwest Onslow 2013 at Kenan)  
2, Alex Maganda, Concord (vs. Havelock 2013 at Carter-Finley)  
2, Evan Davis, Crest (vs. Southern Durham 2015 at Kenan)  
2, Yahir Cano, Wallace-Rose Hill (vs. Mitchell 2015 at BB&T)



# FOOTBALL STATE CHAMPIONSHIP RESULTS



## OPEN

1913	Raleigh 29	Washington 0
1914	Raleigh 117	Asheville 0
1915	Raleigh 6	Charlotte 0
1916	Charlotte 36	Chapel Hill 0
1917	Charlotte 41	Chapel Hill 0
1918	<i>no championship—flu epidemic</i>	
1919	Chapel Hill 78	Greensboro 0
1920	Chapel Hill 14	Monroe 0
1921	Fayetteville 7	Winston-Salem 0
1922	Asheville 12	New Bern 6 (teams agreed to play OT)
1923	Charlotte 20	Sanford 7
1924	Rockingham 7	Shelby 0
1925	Gastonia 8	Sanford 0
1926	Sanford 13	Charlotte 0
1927	Wilmington New Hanover 7	Greensboro 6
1928	Wilmington New Hanover 14	Statesville 9

## PLAY WENT TO CLASS A AND B IN 1929

### CLASS A

1929	Charlotte Central 27	Goldsboro 0
1930	Charlotte 14	Raleigh 6
1931	Durham 13	Charlotte 6
1932	Charlotte 13	Durham 0
1933	Durham 7	Charlotte 0
1934	Durham 12	Greensboro 12 (TIE)
1935	Raleigh 31	Winston-Salem 6
1936	Charlotte 12	Raleigh 7
1937	Charlotte 20	Rocky Mount 7
1938	Durham 6	Greensboro 6 (TIE)
1939	Durham 6	Greensboro 0
1940	Greensboro 7	Rocky Mount 0

### CLASS B

1929	Concord 13	Oxford 7 ( <i>Kenan Stadium</i> )
1930	Reidsville 20	Apex 7
1931	Reidsville 6	Apex 0
1932	Reidsville 32	Elizabeth City 12
1933	Elizabeth City 19	Burlington 0
1934	Edenton 6	Reidsville 0
1935	Mount Airy 7	Edenton 0
1936	Thomasville Mills Home 13	Roanoke Rapids 0
1937	Reidsville 19	Hamlet 6
1938	Mount Airy 26	Whiteville 18
1939	Reidsville 18	Hamlet 0
1940	Reidsville 14	Elizabeth City 12

## PLAY CHANGED TO CLASS AA, A AND B IN 1941

### CLASS AA

1941	Raleigh 0, High Point 0 (TIE)
1942	Greensboro 12, Gastonia 6
1943	Charlotte 7, Raleigh 0
1944	Wilson 26, Greensboro 0
1945	Raleigh 28, High Point 6
1946	Wilson def. Greensboro, forfeit
1947	Fayetteville 39, Charlotte 0
1948	Fayetteville 14, Burlington 13
1949	Durham 21, Burlington 13

### CLASS A

1941	Laurinburg 20, Mount Airy 6
1942	Mount Airy 41, Scotland Neck 0
1943	Reidsville 6, Laurinburg 6 (TIE)
1944	Laurinburg 8, Reidsville 7
1945	Reidsville 27, Laurinburg 0
1946	Mount Airy 38, Wadesboro 0
1947	Henderson 25, Mount Airy 14
1948	Mount Airy 26, Laurinburg 0
1949	Henderson 20, Reidsville 14

### CLASS B

1946	Boonville 27, Raeford 7
1947	Fairmont (by forfeit)

## CLASSIFICATION NAMES CHANGED TO CLASS 3A, 2A AND 1A IN 1950

### 3A

1950	Durham 12, W.-S. R.J. Reynolds 7
1951	Wilmington 14, High Point 13
1952	W.-S. R.J. Reynolds 13, Durham 6
1953	Durham 14, W.-S. R.J. Reynolds 14 (TIE)
1954	Greensboro 20, Durham 13
1955	Salisbury 13, Durham 6
1956	Fayetteville 6, Greensboro 6 (TIE)
1957	Salisbury 21, Fayetteville 0
1958	Wilson 6, W-S R.J. Reynolds 6 (TIE)

### 2A

1950	Reidsville 26, Henderson 0
1951	Lumberton 18, Reidsville 13
1952	Charlotte Harding 32, Henderson 13
1953	Charlotte Harding 20, Hamlet 0
1954	Reidsville 20, Graham 6
1955	Kinston 12, Hendersonville 7
1956	Canton 33, Washington 6
1957	Elizabeth City 18, Myers Park 15
1958	Eden Morehead 12, Rockingham 0

### 1A

1950	Williamston 19, Bessemer City 13
1951	Ahoskie 52, Walnut Cove 0
1952	Ahoskie 48, Bessemer City 6
1953	Massey Hill 20, Greensboro Bessemer 0
1954	Edenton 41, Greensboro Bessemer 20
1955	Cary 21, Spruce Pine 0
1956	Edenton 45, Mebane 6
1957	Edenton 14, Mebane 7
1958	Andrews 33, Southern Pines 9



# 4A FOOTBALL STATE CHAMPIONSHIP RESULTS



1959 Charlotte Garinger 20  
 1960 Greensboro 19  
 1961 Raleigh 19  
 1962 Rocky Mount 20  
 1963 Rocky Mount 14  
 1964 Winston-Salem R.J. Reynolds 14

Greensboro 6  
 Winston-Salem R.J. Reynolds 7  
 Charlotte Garinger 0  
 Winston-Salem R.J. Reynolds 6  
 Winston-Salem R.J. Reynolds 13  
 Durham 6

## REGION 1

1965	Durham 19	Fayetteville 14
1966	Broughton 21	Durham 0
1967	Wilson Fike 28	
1968	Wilson Fike 21	
1969	Wilson Fike 17	
1970	Raleigh Broughton 14	
1971	North Forsyth 10	
1972	High Point Andrews 24	
1973	Sanford Central 14	
1974	Gastonia Ashbrook 13	
1975	Greenville Rose 14	
1976	High Point Andrews 6	
1977	East Mecklenburg 28	
1978	Richmond Senior 14	
1979	High Point Central 21	
1980	Greensboro Page 36	
1981	South Mecklenburg 27	
1982	Jacksonville 15	
1983	Greensboro Page 21	
1984	Greensboro Page 14	
1985	Greensboro Page 26	
1986	Fayetteville 71st 3	
1987	Garner 40	
1988	Richmond Senior 17	
1989	Richmond Senior 39	
1990	Richmond Senior 9	
1991	South View 10	
1992	East Forsyth 28	
1993	Northern Durham 39	
1994	Crest 28	
1995	West Charlotte 20	
1996	Crest 20	
1997	Richmond Senior 27	
1998	Richmond Senior 36	
1999	Asheville A.C. Reynolds 7	
2000	Charlotte Independence 24	
2001	Charlotte Independence 49	

## REGION 2

1965	Myers Park 27	Garinger 6
1966	South Mecklenburg 20	Garinger 19
	South Mecklenburg 14	
	Gastonia Ashley 7	
	Winston-Salem Atkins 10	
	Charlotte Olympic 0	
	High Point Central 7	
	Fayetteville Reid Ross 17	
	Greensboro Ben Smith 6	
	Sanford Central 12	
	East Mecklenburg 13	
	Richmond Senior 0	
	Rocky Mount 9	
	West Charlotte 0	
	Greenville Rose 9	
	Jacksonville 14	
	Fayetteville Terry Sanford 14	
	Greensboro Page 6	
	Fayetteville Douglas Byrd 14	
	Fayetteville 71st 14 (TIE)	
	Fayetteville Terry Sanford 20	
	West Charlotte 0	
	Charlotte Harding 21	
	West Charlotte 0	
	Asheville A.C. Reynolds 13	
	West Forsyth 7	
	West Charlotte 7	
	Northern Durham 21	
	West Charlotte 6	
	Jacksonville 7	
	Fayetteville Douglas Byrd 13	
	Fayetteville Douglas Byrd 7	
	Fayetteville Douglas Byrd 7	
	Garner 6	
	Fayetteville Douglas Byrd 0	
	Hope Mills South View 19	
	Wilmington Laney 25	

## CLASSES SUBDIVIDED IN 2002

### 4A

2002	Asheville A.C. Reynolds 14	Northern Nash 7
2003	Greenville J.H. Rose 51	W-S Mount Tabor 7
2004	Greenville J.H. Rose 19	Fayetteville Jack Britt 17
2005	Greenville J.H. Rose 21	Greensboro Grimsley 0
2006	Greenville J.H. Rose 26	West Charlotte 12
2007	Wilmington Hoggard 28	W-S Mount Tabor 0
2008	Fayetteville Seventy-First 28	Fayetteville Douglas Byrd 7
2009	Asheville A.C. Reynolds 14	Harnett Central 13
2010	Durham Hillside 40	Davie County 0
2011	Scotland 42	Porter Ridge 16
2012	New Bern 39	Porter Ridge 38
2013	Greensboro Dudley 24	Scotland 7
2014	New Bern 23	Charlotte Catholic 15
2015	Charlotte Catholic 27	Greenville J.H. Rose 20
2016	Greensboro Dudley 54	Cape Fear 0

### 4AA

2002	Charlotte Independence 41	New Bern 20
2003	Charlotte Independence 54	New Bern 7
2004	Charlotte Independence 41	South View 7
2005	Charlotte Independence 38	New Bern 19
2006	Charlotte Independence 49	Durham Riverside 19
2007	New Bern 28	Charlotte Independence 17
2008	Richmond 38	Fayetteville Jack Britt 35
2009	Butler 48	Fayetteville Jack Britt 17
2010	Butler 44	Wake Forest-Rolesville 0
2011	Greensboro Page 35	Garner 21
2012	Butler 56	Fayetteville Jack Britt 28
2013	Mallard Creek 59	Wake Forest 21
2014	Mallard Creek 25	Wake Forest 14
2015	Mallard Creek 49	Greensboro Page 6
2016	Wake Forest 29	Greensboro Page 0





# 3A FOOTBALL STATE CHAMPIONSHIP RESULTS



1959  
1960

Rockingham 20  
Brevard 26

Morehead 6  
Rockingham 0

## REGION 1

1961 Greenville 15  
1962 Rockingham 13  
1963 Rockingham 13  
1964 Rockingham 19  
1965 Tarboro 13  
1966 Sanford 27

Sanford 13  
Lumberton 6  
Hamlet 0  
Elizabeth City 0  
Greenville 7  
Roxboro 10

## EAST

1967 Sanford 21  
1968 Sanford 33  
1969 Eliz. City Northeastern 21  
1970 Fayetteville Seventy-First 14  
1971 Havelock 20  
1972  
1973  
1974  
1975  
1976  
1977  
1978  
1979  
1980  
1981  
1982  
1983  
1984  
1985  
1986  
1987  
1988  
1989  
1990  
1991  
1992  
1993  
1994  
1995  
1996  
1997  
1998  
1999  
2000  
2001

Northern Durham 9  
Roxboro 0  
Lumberton 0  
Northern Durham 12  
Eliz. City Northeastern 6  
Sanford 14  
Jamestown Ragsdale 16  
Jamestown Ragsdale 24  
Canton Pisgah 35  
Canton Pisgah 28  
Western Guilford 26  
Watauga 33  
Belmont South Point 34  
Burlington Williams 29  
Burlington Williams 32  
Brevard 15  
Eastern Randolph 21  
Tarboro 20  
Burlington Williams 7  
Shelby 9  
Shelby 19  
Burlington Cummings 41  
Kannapolis A.L. Brown 24  
Burlington Cummings 32  
High Point Andrews 24  
Burlington Cummings 25  
West Brunswick 19  
Burns 21  
Bertie 38  
Hickory 42  
Kannapolis A.L. Brown 34  
Winston-Salem Carver 33  
Burlington Williams 20  
Bertie 32  
Winston-Salem Parkland 27

## REGION 2

1961 Canton 20  
1962 Brevard 19  
1963 Reidsville 0  
1964 Waynesville 20  
1965 Graham 27  
1966 Canton Pisgah 16

Brevard 0  
Greensboro Bessemer 13  
Brevard 0 **(TIE)**  
Chapel Hill 13  
Western Alamance 12  
Graham 0

## WEST

1967 Elkin 21  
1968 Mount Airy 19  
1969 Reidsville 35  
1970 Reidsville 10  
1971 Canton Pisgah 48

North Surry 0  
Mount Tabor 0  
Mount Airy 12  
Canton Pisgah 7  
Eastern Alamance 0

Waynesville Tuscola 14 **(TIE)**  
East Bladen 16 **(TIE)**  
Ahoskie 0  
Havelock 24  
Clinton 12  
South Caldwell 20  
Burlington Williams 28  
Ahoskie 13  
Lexington 14  
Asheville Erwin 15  
Bertie 7  
Thomasville 6  
Kannapolis A.L. Brown 0  
Forest Hills 3  
Havelock 6  
Burlington Williams 0  
Shelby 14  
Burlington Cummings 0  
Statesville 26  
Kannapolis A.L. Brown 14  
North Rowan 14  
High Point Andrews 14  
Eastern Randolph 14  
High Point Central 34  
Jamestown Ragsdale 0  
Northeast Guilford 12  
Kings Mountain 28  
Asheville 7  
Jamestown Ragsdale 15  
Crest 21

## CLASSES SUBDIVIDED IN 2002

### 3A

2002 Winston-Salem Carver 34  
2003 Belmont South Point 27  
2004 Concord 27  
2005 Asheville 13  
2006 Concord 35  
2007 Western Alamance 62  
2008 West Rowan 35  
2009 West Rowan 28  
2010 West Rowan 34  
2011 Havelock 38  
2012 Havelock 55  
2013 Havelock 21  
2014 Crest 24  
2015 Rocky Mount 24  
2016 South Point 16

Wilson Fike 0  
Northeast Guilford 10  
Wilson Hunt 0  
Western Alamance 10  
Western Alamance 28 **(OT)**  
North Gaston 36  
West Craven 7  
Eastern Alamance 21  
Eastern Alamance 7  
West Rowan 6  
Concord 21  
Concord 13  
Havelock 3  
South Point 21 **(OT)**  
Rocky Mount 7

### 3AA

2002 Gastonia Ashbrook 19  
2003 Crest 40  
2004 Crest 26  
2005 Charlotte Catholic 21  
2006 Eastern Randolph 15  
2007 Greensboro Dudley 28  
2008 Greensboro Dudley 34  
2009 Belmont South Point 42  
2010 Northern Guilford 21  
2011 Northern Guilford 31  
2012 Northern Guilford 64  
2013 Southern Durham 38  
2014 Northern Guilford 14  
2015 Crest 55  
2016 Weddington 33

Greensboro Dudley 18  
Eastern Randolph 0  
Greensboro Dudley 14  
Burlington Williams 13  
Charlotte Catholic 7  
Charlotte Catholic 20  
Kannapolis A.L. Brown 18  
South Johnston 28  
Crest 20  
Crest 7  
Charlotte Catholic 26  
Crest 31  
Weddington 7  
Southern Durham 21  
Eastern Guilford 20



# 2A FOOTBALL STATE CHAMPIONSHIP RESULTS



1959 1960	Smithfield 20 Edenton 19	Appalachian 0 Hanes 7	
<b>REGION 1</b>	<b>REGION 2</b>	<b>REGION 3</b>	<b>REGION 4</b>
<b>1961</b> Ahoskie 33, Morehead City 7	Hanes 25, Sumner 13	Appalachian 20, Murphy 13	
<b>1962</b> Elizabethtown 19, Cary 7	Jamestown 10, Erwin 6	Appalachian 39, Murphy 7	
<b>1963</b> Mount Holly 14, N. Davidson 7	Elizabethtown 16, Siler City 13	Mount Holly 14, N. Davidson 7	Sylva-Webster 7, Appalachian 0
<b>1964</b> Edenton 19, Cary 0	Elizabethtown 20, Massey 6	Mt. Pleasant 13, N. Davidson 7	Appalachian 25, Swain Co. 12
<b>1965</b> Edenton 20, Ahoskie 6	Whiteville 19, Burgaw 13	Siler City 23, South Stanly 6	Surry Central 13, N. Davidson 7
<b>1966</b> Ahoskie 55, Clayton 7	Stedman 21, Southern Wayne 20	N. Davidson 21, East Surry 7	Sylva-Webster 48, Elkin 27
	<b>EAST</b>		<b>WEST</b>
1967 Edenton 26	Southern Wayne 26 <b>(TIE)</b>	1967 Mount Holly 26	Glen Alpine 20
1968 Rohanen 21	Farmville 20	1968 Hendersonville 21	Beaver Creek 14
1969 Edenton 48	South Stanly 26	1969 Hendersonville 30	Holbrook 13
1970 Ahoskie 28	Greensboro Allen Jay 12	1970 Murphy 20	Catawba Bandys 8
1971 Gates County 34	Southern Guilford 8	1971 Maiden 6	Mount Pleasant 2
1972 Sylva-Webster 41		Williamston 21	
1973 Sylva-Webster 43		Tabor City 18	
1974 Murphy 32		Robersonville 22	
1975 Roanoke 12		West Montgomery 9	
1976 Franklin 35		Erwin 28	
1977 Charlotte Catholic 42		Clayton 20	
1978 Maiden 36		Tabor City 14	
1979 Swain County 28		Clayton 21	
1980 Sylva-Webster 49		Currituck 7	
1981 Randleman 44		Whiteville 30	
1982 Randleman 23		Whiteville 6	
1983 Randleman 35		East Carteret 0	
1984 Forest Hills 14		Whiteville 6	
1985 Lexington 42		Fuquay-Varina 12	
1986 Lexington 35		Ahoskie 7	
1987 Whiteville 14		Thomasville 12	
1988 Thomasville 13		Hertford County 10	
1989 Clayton 16		Monroe 0	
1990 Clinton 14		Thomasville 6	
1991 Thomasville 21		West Brunswick 6	
1992 West Brunswick 14		Maiden 6	
1993 Lincolnton 41		Burlington Cummings 20	
1994 Wallace-Rose Hill 35		Lincolnton 24	
1995 Thomasville 16		Clinton 0	
1996 Clinton 26		Bandys 14	
1997 Clinton 30		Shelby 14	
1998 Shelby 34		Tarboro 14	
1999 High Point Central 30		Southwest Onslow 7	
2000 Southwest Onslow 14		Newton-Conover 13	
2001 Clinton 34		Burlington Cummings 22	

## CLASSES SUBDIVIDED IN 2002

	<b>2A</b>			<b>2AA</b>
2002 Burlington Cummings 24	Clinton 21	2002 Reidsville 34	Bandys 14	
2003 Southwest Onslow 20	Burlington Cummings 14	2003 Reidsville 68	Bandys 12	
2004 Southwest Onslow 49	Shelby 21	2004 Charlotte Catholic 14	Western Alamance 7	
2005 Clinton 13	Lincolnton 6	2005 Shelby 26	Reidsville 18	
2006 Burlington Cummings 49	Clinton 20	2006 Shelby 27	Southern Vance 24	
2007 Lincolnton 28	South Columbus 14	2007 Reidsville 28	Shelby 20	
2008 Newton-Conover 51	Tarboro 28	2008 Reidsville 24	East Lincoln 7	
2009 Tarboro 28	Mountain Heritage 3	2009 Reidsville 28	Newton-Conover 6	
2010 Tarboro 21	Winston-Salem Carver 13	2010 Salisbury 30	Elizabeth City Northeastern 0	
2011 Tarboro 39	Lincolnton 36	2011 West Stokes 21	Kinston 14	
2012 East Lincoln 24	Tarboro 20	2012 South Iredell 30	Carrboro 27	
2013 Shelby 29	Southwest Onslow 7	2013 T.W. Andrews 18	Monroe 14	
2014 Shelby 31	Clinton 7	2014 East Lincoln 14	Washington 13	
2015 Shelby 57	Kinston 21	2015 Monroe 38	Bunn 19	
2016 Reidsville 58	Edenton Holmes 12	2016 Shelby 28	Northside-Jacksonville 6	



# 1A FOOTBALL STATE CHAMPIONSHIP RESULTS



1959	Beaufort 20	Andrews 0	
1960	Warsaw James Kenan 13	NC School for the Deaf 12	
<b>REGION 1</b>	<b>REGION 2</b>	<b>REGION 3</b>	<b>REGION 4</b>
1961 Windsor 15, Warrenton 14	Rohanen 7, Ayden 0	Greensboro Allen Jay 7, Mebane 0	Glen Alpine 26, Clyde 7
1962 Windsor 28, Ayden 27	James Kenan 38, Warrenton 13	Sumner 0, East Surry 0 <b>(TIE)</b>	Glen Alpine 21, Andrews 7
1963 Murfreesboro 20, Farmville 7	Weldon 20, Aberdeen 14	East Surry 12, Carthage 6	Andrews 35, Drexel 6
1964 Farmville 26, Weldon 0	Aberdeen 37, Oxford Orphanage 7	Glen Alpine 27, E. Southern Pines 2	Andrews 30, Mars Hill 27
1965 Ayden 40, Weldon 21	Littlefield 7, Swansboro 0	Glen Alpine 34, Red Springs 12	Robbinsville 34, Spruce Pine 7
1966 Ayden 20, Weldon 0	Liberty 32, Oxford Orphanage 21	Andrews 20, Glen Alpine 7	

	<b>EAST</b>		<b>WEST</b>
1967	Ayden 20	1967	Andrews 34
	1968		Red Springs 13
	1969		Manteo 8
	1970		Saratoga 6
	1971		Robbinsville 18
	1972		Saratoga 14
	1973		Rosewood 0
	1974		Manteo 0
	1975		North Duplin 8
	1976		Princeton 6
	1977		Rock Ridge 7
	1978		Cherokee 6
	1979		Princeton 8
	1980		Rosewood 0
	1981		Belhaven Wilkinson 0
	1982		Bath 6
	1983		Creswell 6
	1984		Rosman 0
	1985		North Edgecombe 0
	1986		Tabor City 3
	1987		Columbia 15
	1988		Midway 7
	1989		Currituck 14
	1990		Robersonville Roanoke 14
	1991		Rosewood 3
	1992		Lakewood 0
	1993		Swain County 12
	1994		Murphy 6
	1995		Swain County 7
	1996		North Edgecombe 0
	1997		Rosman 28
	1998		North Edgecombe 20
	1999		Graham 20
	2000		Northside 6

## CLASSES SUBDIVIDED IN 2001

	<b>1A</b>		<b>1AA</b>
2001	Swain County 38	2001	Albemarle 66
2002	Elkin 30	2002	Albemarle 31
2003	Elkin 35	2003	Albemarle 41
2004	Swain County 16	2004	Thomasville 15
2005	Elkin 42	2005	Thomasville 21
2006	Elkin 28	2006	Thomasville 13
2007	Plymouth 20	2007	James Kenan 13
2008	Mount Airy 37	2008	Thomasville 42
2009	Wallace-Rose Hill 38	2009	Albemarle 45
2010	Wallace-Rose Hill 22	2010	Albemarle 21
2011	Murphy 21	2011	Swain County 20
2012	Plymouth 20	2012	Southwest Onslow 44
2013	Murphy 35	2013	James Kenan 42
2014	Robbinsville 21	2014	Wallace-Rose Hill 34
2015	Plymouth 28	2015	Wallace-Rose Hill 48
2016	Murphy 15	2016	Wallace-Rose Hill 30
			Wallace-Rose Hill 28
			Williamston 26
			Farmville Central 7
			Wallace-Rose Hill 14
			Wallace-Rose Hill 20
			James Kenan 7
			West Montgomery 6
			East Bladen 13
			Southwest Onslow 21
			Pender 7
			Ayden-Grifton 14
			Swain County 34
			West Montgomery 14
			Starmount 21
			Mitchell 28
			West Montgomery 7





# WNCHSAA CHAMPIONSHIP RESULTS



## WESTERN NORTH CAROLINA HIGH SCHOOL ACTIVITIES ASSOCIATION CHAMPIONS

The Western North Carolina High School Activities Association was founded on December 10, 1929. Charter members included Belmont, Concord, Kings Mountain, Lexington, Lincolnton, Monroe, Newton, Mooresville, Black Mountain, Cliffside, Hickory, Lenoir, Marion, Morganton, and Rutherfordton-Spindale. The WNCHSAA grew to 42 members in four conferences before it was dissolved in June of 1977 and its members joined the NCHSAA. Only three of the 42 members failed to win a Western title in some sport during the WNCHSAA's existence and it had some outstanding football programs in it. W.C. Clary served for many years as executive director of the organization.

From 1930-1953, the WNCHSAA had two conferences, South Piedmont and Western. Round robin league schedules were not played; therefore, numerous times two teams would finish tied for the loop crown. Occasionally, a playoff was held for a particular conference, but an overall WNCHSAA title game was rarely played.

In 1947 Hickory officials inaugurated a bowl game to be played at Lenoir-Rhyne College featuring two of the top teams in the WNCHSAA; one from each conference. The game was played from 1947-1950. The teams were selected several weeks before the end of the regular season, making it difficult to pick the league champion.

1930	Hickory and Monroe	no game	1950	Asheboro and Lenoir	no game
1931	Hickory and Morganton	no game	1951	Lenoir 19, Wilkes Central 14	
1932	Hickory and Newton-Conover	no game	1952	Lenoir 25, W-S Children's Home 19	
	*These two teams met late in the regular season with Hickory winning 19-0. However, an official title game was not played.*		1953	Albemarle 7, Belmont 6	
			1954	Lexington 19, Albemarle 14	
1933	Lexington and Newton-Conover	no game	1955	Four Conference Champions	no game
1934	Lexington and Cherryville	no game	1956	Lexington and Kings Mountain	no game
1935	Concord 39, Newton-Conover 0		1957	Albemarle 54, Marion 6	
1936	Winston-Salem Children's Home and Newton-Conover	no game	1958	Asheboro 33, Hickory 14	
1937	Winston-Salem Children's Home and Forest City	no game	1959	Hickory 34, Albemarle 13	
1938	Winston-Salem Children's Home, Lexington and Lenoir	no game	1960	Hickory 0, Kannapolis 0 (TIE)	
1939	Lexington and Morganton	no game	1961	Mooresville 13, Hickory 12	
1940	Lexington, Statesville and Morganton	no game	1962	Wilkes Central 14, Asheboro 7	
1941	Barium Springs and Morganton	no game	1963	Asheboro 21, Shelby 6	
1942	Thomasville Mills Home and Marion	no game	1964	Thomasville 20, Hickory 13	
1943	Winston-Salem Children's Home and Hickory	no game	1965	Asheboro 34, East Rutherford 7	
1944	Albemarle 19, Shelby 0		1966	Hickory 41, Statesville 7	
1945	Winston-Salem Children's Home and Newton-Conover	no game	1967	Lexington 33, Lincolnton 12	
1946	Albemarle and Morganton	no game	1968	Shelby 32, Thomasville 12	
1947	Winston-Salem Children's Home and Shelby	no game	1969	East Rowan 26, Shelby 21	
1948	Statesville and Charlotte Tech	no game	1970	Shelby 13, Salisbury 7	
1949	Winston-Salem Children's Home Monroe, and Lenoir	no game	1971	Salisbury 14, Belmont South Point 14 (TIE)	
			1972	Shelby 26, Mooresville 21	
			1973	Salisbury 13, Boone Watauga 0	
			1974	Salisbury 14, Shelby 3	
			1975	North Davidson 21, Shelby 21 (TIE)	
			1976	Shelby 25, Lexington 0	



# NCHSAC CHAMPIONSHIP RESULTS



## NORTH CAROLINA HIGH SCHOOL ATHLETIC CONFERENCE

The North Carolina High School Athletic Conference served for many years as the athletic organization for historically black high schools. The NCHSAC conducted classified state championships in several sports, certified officials and administered its athletic program. Dr. Army Armstrong of Rocky Mount served as its commissioner for many years.

Members of the old NCHSAC, which numbered over 100 at one point, joined the NCHSAA when the Conference merged with the Association. The NCHSAC actually disbanded in 1969. We have diligently researched to uncover state champions, scores of championships, and the like. Unfortunately, there was no master list of champions or game results, and much of what has been uncovered comes from research done by NCHSAA interns in newspaper microfilm or from former coaches and athletic directors. The result of that research in football is listed below.

Our goal is to make this list as complete as possible. Any additions or corrections may be sent to Rick Strunk at the North Carolina High School Athletic Association, Box 3216, Chapel Hill, NC 27515.

OPEN / AAA				
YEAR	CHAMPION	SCORE	RUNNER - UP	SCORE
1928	Oxford Mary Potter	42	W-Salem Columbia Heights	0
1930	Henderson Institute		Goldsboro Dillard'	
1931	Raleigh Washington	6	Gastonia Highland	0
1932	Raleigh Washington			
1933	Henderson Institute	14	Belmont Reid	6
1934	Henderson Institute	32	Gastonia Highland	13
1935	Wilmington Williston			
1936-39	not listed			
1940	Gastonia Price			
1941	High Point William Penn	14	Raleigh Washington	6
1942	Asheville Stephens-Lee	13	Durham Hillside	12
1943	Durham Hillside			
1944	Durham Hillside			
1945	Raleigh B.T. Washington	20	Gastonia Highland	0
1946	Gastonia Highland	7	Raleigh Washington	6
1947	Wilmington Williston	12	Lexington Dunbar	0
1949	Raleigh B. T. Washington	2	Gastonia Highland	0
1950	Raleigh B.T. Washington	14	Salisbury Price	0

### PLAY WENT TO THREE CLASSIFICATIONS IN 1951

1951	Greensboro Dudley	13	Durham Hillside	6
1952	Kinston Adkin	7	Greensboro Dudley	0
1953	Winston-Salem Atkins	45	New Bern West Street	6
1954	West Charlotte	14	Kinston Adkins	6
1955	Wilmington Williston	13	Winston-Salem Carver	7
1956	New Bern Barber	13	High Point William Penn	12
1957	Asheville Stephens-Lee	25	Rocky Mount B.T. Washington	6
1958	Rocky Mount B.T. Washington	34	Winston-Salem Carver	6
1959	Winston-Salem Atkins	50	Durham Hillside	0
1960	High Point William Penn	12	Durham Hillside	8
1961	Rocky Mount B.T. Washington	18	Winston-Salem Carver	0

### PLAY WENT TO FOUR CLASSIFICATIONS IN 1962

1962	Winston-Salem Carver	34	Fayetteville E. E. Smith	2	
1963	Charlotte Second Ward	28	Raleigh Ligon	14	
1964	Wilson Darden	14	Winston-Salem Carver	12	
1965	Elizabeth City P. W. Moore	36	Winston-Salem Carver	0	
1966	Greensboro Dudley	6	New Bern Barber	6	(tie,co-champs)
1967	Fayetteville E. E. Smith	6	Winston-Salem Paisley	0	
1968	Fayetteville E. E. Smith	12	Elizabeth City P.W. Moore	12	
1969	Tarboro Patillo	14	Kinston Adkin	0	



# NCHSAC CHAMPIONSHIP RESULTS



## AAA DIVISION

YEAR	CHAMPION	SCORE	RUNNER - UP	SCORE
1963	Winston-Salem Anderson	30	Chapel Hill Lincoln	15
1964	Durham Merrick-Moore	37	Winston-Salem Anderson	14
1965	Durham Merrick-Moore	8	Lexington Dunbar	0
1966	Williamston E.J. Hayes	60	Winston-Salem Anderson	12
1967	Winston-Salem Anderson	20	Durham Merrick-Moore	19
1968	Williamston E.J. Hayes	33	Edenton Walker	0

## AA DIVISION

YEAR	CHAMPION	SCORE	RUNNER - UP	SCORE
1950	Hickory Ridgeview			
1951	Nash County Training School	7	Hickory Ridgeview	6
1952	Salisbury Price	13	Tarboro Patillo	7
1953	Tarboro Patillo	42	Belmont	0
1954	Nash County Training School	19	Burlington Jordan Sellars	12
1956	Lexington Dunbar	6	Chapel Hill Lincoln	6
1957	Chapel Hill Lincoln	7	Lexington Dunbar	6
1958	Lexington Dunbar	32	Chapel Hill Lincoln	6
1959	Lexington Dunbar	20	Clinton	6
1960	Chapel Hill Lincoln	38	Hickory Ridgeview	8
1961	Chapel Hill Lincoln	22	Hickory Ridgeview	0
1962	Hickory Ridgeview	19	Edenton Walker	8
1963	Lexington Dunbar	24	Ahoskie R.L. Vann	6
1964	Hickory Ridgeview	16	Hamlet Monroe Avenue	0
1965	Perquimans County Union	34	Kannapolis Carver	0
1966	Trenton Jones	8	Kannapolis Carver	6
1967				
1968	Wake Forest DuBois	6	Sampson (tie, co champions)	6