



2018 NCHSAA BASKETBALL PLAYOFF CHAMPIONSHIP NOTES

CHAPEL HILL - The North Carolina High School Athletic Association (NCHSAA) finalized and released the playoff brackets for the 2017 Football Championships. Each tournament will have four classifications of play with six playoff rounds each. The 1A and 4A brackets will field a complement of 48 teams each with 2A and 3A brackets fielding 64 teams each.

The State Championship Games will be contested on Saturday, March 10th at NCSU's Reynolds Coliseum and UNC's Dean Smith Center. Play is scheduled to begin at 12:00 noon. Tickets to the Championships can be purchased at the gate, or digital tickets can be purchased in advance through the NCHSAA's partnership with GoFan.

The 2018 NCHSAA Basketball Championships will be broadcast live by Sinclair Broadcasting. The full schedule of games and affiliates across the state can be found by visiting our website, www.NCHSAA.org and visiting the basketball page, once it becomes available. The NCHSAA plans to stream each site of the Regional Finals live through NFHSNetwork.com with some help from school broadcast programs and other NFHS Network participants in the state.

Media outlets seeking to broadcast an NCHSAA Playoff game live must submit the online Broadcast Post-Season Request Form by visiting the Media section of the NCHSAA's website. All forms must be completed at least 24-hours prior to the start of the contest. A list of approved broadcasts will be posted on the NCHSAA Homepage prior to game day. Rights fees for the broadcast are made payable to the host school of the contest and must be paid prior to the start of a broadcast.

1A MEN'S BASKETBALL STATE CHAMPIONSHIP SECOND ROUND PAIRINGS

East

- #1 Rocky Mount Preparatory (22-0) vs. #17 Plymouth (16-6)
- #8 East Carteret (14-10) vs. #9 Ocracoke (21-3)
- #5 Voyager Academy (20-6) vs. #12 Gates County (16-9)
- #4 John A. Holmes (18-4) vs. #13 Southeast Halifax (12-10)
- #3 Pamlico County (18-5) vs. #19 Tarboro (13-9)
- #6 Research Triangle (22-2) vs. #11 Northside-Pinetown (22-4)
- #7 Granville Central (13-11) vs. #10 Rosewood (17-7)
- #2 West Columbus (21-6) vs. #18 Riverside-Martin (17-10)

West

- #1 Winston-Salem Prep (22-3) vs. #16 Mount Airy (17-8)
- #8 Hiwassee Dam (16-10) vs. #9 South Stokes (19-7)
- #5 North Stanly (22-5) vs. #12 Chatham Central (14-8)
- #4 Avery County (19-6) vs. #13 Bessemer City (14-10)
- #3 Pine Lake Preparatory (18-7) vs. #19 Mountain Island Charter (17-8)
- #6 Starmount (22-3) vs. #11 North Rowan (18-8)
- #7 Cherokee (16-5) vs. #10 Community School of Davidson (22-6)
- #2 Lincoln Charter (22-4) vs. #18 Union Academy (18-9)

1A WOMEN'S BASKETBALL STATE CHAMPIONSHIP SECOND ROUND PAIRINGS

East

- #1 Pamlico County (22-1) vs. #16 Perquimans (14-11)
- #8 East Columbus (14-9) vs. #9 Riverside-Martin (21-6)
- #5 Roxboro Community (20-2) vs. #12 Vance Charter School (16-5)
- #4 Cape Hatteras (23-0) vs. #13 Creswell (12-7)
- #3 Northampton County (19-3) vs. #14 Lakewood (11-13)
- #6 East Carteret (12-10) vs. #11 Manteo (12-8)
- #7 Neuse Charter (20-6) vs. #10 Weldon (19-2)
- #2 Plymouth (14-4) vs. #18 John A. Holmes (10-11)

West

- #1 Mount Airy (22-2) vs. #17 Alleghany (18-10)
- #8 Lincoln Charter (14-6) vs. #9 Highlands (15-11)
- #5 Chatham Central (18-3) vs. #21 Piedmont Community (17-10)
- #4 East Wilkes (21-4) vs. #20 Hayesville (16-11)
- #3 Murphy (24-2) vs. #19 East Surry (14-12)
- #6 Union Academy (23-2) vs. #11 Bishop McGuinness (16-11)
- #7 Gray Stone Day (21-5) vs. #10 Cherokee (17-6)
- #2 Mitchell (19-7) vs. #18 Robbinsville (20-7)

2A MEN'S BASKETBALL STATE CHAMPIONSHIP SECOND ROUND PAIRINGS

East

- #1 Kinston (21-4) vs. #16 Roanoke Rapids (17-6)
- #8 Northern Vance (20-7) vs. #9 Greene Central (22-6)
- #5 Northeastern (21-4) vs. #21 West Craven (13-11)
- #4 Farmville Central (20-3) vs. #13 Carrboro (19-8)
- #3 Fairmont (27-1) vs. #14 Hertford County (16-10)
- #6 Reidsville (19-5) vs. #22 North Pitt (15-11)
- #23 First Flight (16-9) vs. #26 Southwest Onslow (13-12)
- #2 Clinton (24-1) vs. #18 North Lenoir (14-11)

West

- #1 Mountain Heritage (21-1) vs. #17 Wheatmore (23-5)
- #8 Patton (20-6) vs. #9 Wilkes Central (19-7)
- #5 Hendersonville (19-6) vs. #12 Pisgah (17-8)
- #4 Salisbury (24-3) vs. #20 East Rutherford (19-9)
- #3 East Lincoln (23-5) vs. #14 Draughn (22-6)
- #6 R-S Central (20-7) vs. #22 Maiden (17-8)
- #7 West Stokes (19-7) vs. #10 T. W. Andrews (10-13)
- #2 Forest Hills (25-2) vs. #15 Walkertown (18-8)

2A WOMEN'S BASKETBALL STATE CHAMPIONSHIP SECOND ROUND PAIRINGS

East

- #1 Kinston (26-1) vs. #17 Nash Central (14-11)
- #9 South Granville (20-8) vs. #25 Goldsboro (13-12)
- #5 East Bladen (26-1) vs. #12 Midway (23-2)
- #4 Richlands (24-3) vs. #20 Farmville Central (15-9)
- #3 North Pitt (21-5) vs. #14 NC School of Science & Math (18-6)
- #6 Bartlett Yancey (20-6) vs. #22 SouthWest Edgecombe (13-9)
- #7 T. W. Andrews (19-6) vs. #23 Currituck County (15-10)
- #2 East Duplin (23-2) vs. #15 Washington (15-12)

West

- #1 Mountain Heritage (24-1) vs. #16 Shelby (15-9)
- #24 Lake Norman Charter (17-10) vs. #25 Madison (14-11)
- #5 East Davidson (25-3) vs. #21 Wilkes Central (15-12)
- #4 East Burke (26-1) vs. #20 North Surry (16-12)
- #3 North Wilkes (24-3) vs. #19 South Rowan (19-7)
- #6 Atkins (20-5) vs. #11 Charles D. Owen (20-6)
- #7 East Rutherford (23-3) vs. #10 Forbush (22-4)
- #2 Smoky Mountain (24-1) vs. #18 Ledford Senior (21-5)

Live video of all four Championship Games
available on the NFHS Network

www.NFHSNetwork.com/NCHSAA



HIGH SCHOOL
HAPPENS HERE

3A MEN'S BASKETBALL STATE CHAMPIONSHIP SECOND ROUND PAIRINGS

East

- #1 Northside-Jacksonville (25-0) vs. #17 East Wake (14-11)
- #8 Terry Sanford (21-5) vs. #9 J.H. Rose (19-8)
- #5 New Hanover (24-4) vs. #12 Southern Durham (21-6)
- #4 Northern Durham (23-3) vs. #13 Rocky Mount (19-5)
- #3 Eastern Guilford (24-2) vs. #14 Person (22-4)
- #6 Northern Guilford (22-5) vs. #11 Walter M. Williams (22-4)
- #7 Southern Lee (23-3) vs. #10 Clayton (19-6)
- #2 Northern Nash (24-1) vs. #18 Westover (20-4)

West

- #1 Cox Mill (24-3) vs. #16 Southwest Guilford (20-7)
- #8 Mount Tabor (22-6) vs. #9 Freedom (23-3)
- #5 Charlotte Catholic (24-3) vs. #12 Marvin Ridge (21-7)
- #4 Jesse Carson (24-2) vs. #13 Huss (18-8)
- #3 Hickory (25-2) vs. #19 Parkland (13-12)
- #6 A.C. Reynolds (22-4) vs. #11 South Iredell (18-7)
- #7 Kings Mountain (23-5) vs. #23 Concord (15-13)
- #2 Ben L. Smith (24-3) vs. #18 Jay M. Robinson (14-12)

3A WOMEN'S BASKETBALL STATE CHAMPIONSHIP SECOND ROUND PAIRINGS

East

- #1 Jacksonville (19-3) vs. #16 Eastern Wayne (19-6)
- #8 Hunt (16-7) vs. #9 Union Pines (20-7)
- #5 New Hanover (20-7) vs. #12 Southern Durham (19-7)
- #4 Hillside (19-7) vs. #13 Clayton (18-5)
- #3 E.E. Smith (25-3) vs. #14 Franklinton (16-7)
- #6 D.H. Conley (19-9) vs. #22 Northeast Guilford (15-11)
- #7 East Wake (17-7) vs. #10 Havelock (20-2)
- #2 Eastern Guilford (23-3) vs. #15 Harnett Central (20-4)

West

- #1 Ashbrook (27-0) vs. #16 Southeast Guilford (18-9)
- #8 Cuthbertson (20-5) vs. #9 Watauga (22-4)
- #5 Southwest Guilford (20-7) vs. #12 Dudley (20-7)
- #4 North Iredell (22-5) vs. #20 North Gaston (20-7)
- #3 Freedom (23-4) vs. #19 West Rowan (20-7)
- #6 Tuscola (21-5) vs. #11 Rockingham County (23-4)
- #7 Jay M. Robinson (16-10) vs. #10 Jesse Carson (24-3)
- #2 Northern Guilford (23-4) vs. #15 Erwin (20-7)

4A MEN'S BASKETBALL STATE CHAMPIONSHIP SECOND ROUND PAIRINGS

East

- #1 Garner Magnet (24-1) vs. #16 Rolesville (16-10)
- #8 Hoggard (15-11) vs. #9 Leesville Road (20-6)
- #5 Hoke County (25-1) vs. #12 Apex (12-14)
- #4 South Central (24-0) vs. #20 Holly Springs (13-14)
- #3 Heritage (21-4) vs. #14 Millbrook (16-12)
- #6 Green Hope (21-5) vs. #11 Panther Creek (15-12)
- #7 Overhills (20-6) vs. #10 Knightdale (18-7)
- #2 Broughton (24-2) vs. #18 Jordan (15-11)

West

- #1 North Mecklenburg (26-1) vs. #17 Myers Park (17-10)
- #8 Hopewell (19-8) vs. #9 Rocky River (20-6)
- #5 McDowell (21-6) vs. #12 Scotland (18-8)
- #4 East Forsyth (19-6) vs. #13 David W. Butler (23-5)
- #3 Olympic (20-4) vs. #14 Pinecrest (20-7)
- #6 Northwest Guilford (13-12) vs. #11 Page (18-9)
- #7 Ardrey Kell (22-5) vs. #23 Grimsley (12-14)
- #2 Independence (26-1) vs. #15 West Charlotte (17-10)

4A WOMEN'S BASKETBALL STATE CHAMPIONSHIP SECOND ROUND PAIRINGS

East

- #1 Southeast Raleigh (26-0) vs. #16 Rolesville (15-12)
- #8 Leesville Road (21-4) vs. #9 Hoggard (24-4)
- #5 Holly Springs (19-5) vs. #12 Lumberton (24-4)
- #4 Green Hope (22-4) vs. #20 Knightdale (15-10)
- #3 E.A. Laney (25-2) vs. #14 Enloe (18-8)
- #6 South Central (22-3) vs. #11 Jordan (20-6)
- #7 South View (16-9) vs. #10 Wakefield (20-6)
- #2 Heritage (24-2) vs. #15 Riverside-Durham (18-8)

West

- #1 Northwest Guilford (24-2) vs. #17 Hopewell (14-12)
- #8 Ronald Reagan (20-5) vs. #9 Ragsdale (22-5)
- #5 Hickory Ridge (25-1) vs. #21 Providence (15-11)
- #4 Ardrey Kell (23-3) vs. #13 Phillip O. Berry (19-6)
- #3 West Forsyth (22-3) vs. #14 Glenn (18-8)
- #6 Pinecrest (23-2) vs. #11 Zebulon B. Vance (20-6)
- #7 McDowell (16-10) vs. #10 South Mecklenburg (24-4)
- #2 Mallard Creek (25-2) vs. #18 David W. Butler (18-9)

2017 Basketball Championship Recaps

1A Men: Lincoln Charter soars past Kestrel Heights 97-75 for first basketball title in school history

CHAPEL HILL, N.C. – The Lincoln Charter Eagles claimed the school's first championship as they blew past Kestrel Heights 97-75. The Eagles stretched a three-point advantage out to a 12-point halftime lead, outscoring the Hawks 24-15 in the second quarter and steadily grew the lead from there in the second half.

After exchanging the lead five times in the first quarter, the Hawks went cold from the field after they built a four-point lead with 2:47 to go in the opening quarter. London England knocked down a three to cut the lead to one and then the next trip down the floor, the Eagles got a three-point bomb from Kody Shubert to take the lead back. They never gave it back.

Shubert was named the Charlie Adams Most Valuable Player of the game, scoring 25 points and grabbing six rebounds while dishing out six assists with a block and a steal. The Eagles also got an outstanding performance from England who was named Lincoln Charter's Most Outstanding Player of the game for his 19 point, and seven rebound performance.

Other Eagles in double figures included Jackson Gabriel who scored 19 points with a pair of assists and three steals. Levontae Knox added 15 points with a team-high nine rebounds while Jehlon Johnson scored ten with five boards.

Kestrel Heights was paced by Javier Rogers who scored 31 points while grabbing five rebounds and a steal on the afternoon. The Hawks finished the season 31-2 and were 18-0 in the North Central Athletic 1A Conference where they were the champions. This was the school's first Regional Championship in Men's Basketball and first appearance in a State Title game.

Lincoln Charter ended the season 30-4 on the year and 15-1 in the Southern Piedmont 1A where they were the champions. The Eagles won their first regional title this season in three tries. The Eagles claimed the school's first state championship in their first title game appearance.

1A Women: Mount Airy starts fast on their way to 66-40 victory over Pamlico

CHAPEL HILL, N.C. – Mount Airy started in the first quarter with a 27-6 lead after the first frame over Pamlico, and the Granite Bears never looked back on the way to a 66-40 victory and the school's first Women's Basketball State Championship.

The Lady Bears ripped off an 18-0 run to take the air out of Pamlico's sails in the first quarter, forcing 13 turnovers in the opening quarter. Mount Airy defenders forced an incredible 28 turnovers for the game, winning the turnover battle by a margin of 10.

Mount Airy's Jo Snow was stellar, ripping off 17 points on the day to go along with five rebounds, four assists and four steals. She was named the Kay Yow Most Valuable Player of the game for her efforts. Shaunae Sawyers also dropped 17 points and grabbed six rebounds. She also had a pair of assists and a steal on her way to being named Mount Airy's Most Outstanding Player.

Arry Ward was the only other Granite Bear in double figures as she chipped in 15 points with five rebounds and five steals. Mount Airy had an incredible 14 steals in the game.

Pamlico County was paced by sophomore guard Jainaya Jones who scored 16 points with nine rebounds and three assists on the game. The Lady Canes finished the season 29-4 overall with an 11-1 mark in the Coastal Plains 1A Conference where they were the champions. They won the Eastern Regional for the first time in school history.

Mount Airy finished the year 29-2 and 11-1 in the Northwest 1A Conference as the champions of the league. The Granite Bears captured the first state title in school history for Women's Basketball while winning the regional for the first time in school history as well. Members of the Northwest 1A have won the last 12 state championships in Women's Basketball.

2017 Basketball Championship Recaps

2A Men: Northside-Jacksonville races past North Surry 86-67 for their first state title

RALEIGH, N.C. – Northside-Jacksonville rolled by North Surry 86-67 in the 2A State Championship to win the school's first Men's Basketball State Championship in their first appearance.

The Monarchs led wire-to-wire, stretching their lead out to 22 points with just over a minute to go in the game. Zach Hobbs powered the Monarch attack, scoring 22 points with five boards and five assists. Hobbs was named the Charlie Adams Most Valuable Player for his performance.

Northside had four other players in double-figures with Kenny Dye dumping in 17 points with three rebounds and a trio of assists. Gabe Kirkendoll had 16 points and dished out a game high seven assists. Mike Satterfield chipped in 12 points and three rebounds and assists a piece.

Demetrius Jones had 14 points and a team-high eight rebounds. He added two blocks and a pair of steals on his way to being named the Monarchs Most Outstanding Player.

North Surry never led in the game, but Carter Phillips had a game-high 26 points. He also snatched eight rebounds and had a steal as he was named North Surry's Most Outstanding Player. Mason Hawks dumped in 23 points and three assists on the day. Casey Hull was the only other Greyhound in double-figures as he had 10 points.

North Surry finished the season 27-5, champions of the Western Piedmont Athletic 2A Conference at 9-1 in the league. The Greyhounds won their sixth Western Regional Championship and returned to the State Championship game for the first time since 1989.

Northside-Jacksonville finished the year a perfect 30-0. They were 10-0 as champions of the East Central 2A Conference and won the Eastern Regional Finals for the first time in school history.

2A Women: Boykin, Clinton knock out North Surry 59-49 for school's third title

RALEIGH, N.C. – Clinton senior Mikayla Boykin entered the 2A State Championship game needing just 8 points to break the single season scoring record in NCHSAA play. She scored 31 on her way to Kay Yow Most Valuable Player honors and lifted her team to a 59-49 win over North Surry to claim the Lady Dark Horses third state championship in school history.

Boykin tied the 22-year-old mark set by Shea Ralph from Fayetteville's Terry Sanford with 2:04 to go in the opening quarter with a free throw to give her team the lead 10-9. She broke the record on the next trip down the floor, hitting a three to put the Dark Horses up 13-9 with 1:51 to go in the first quarter. She finished her senior season with 1,159 points.

The Dark Horses only briefly trailed after that, when North Surry took the lead by one as Tiana Shuff hit a three with 7:45 to go in the second quarter. Clinton retook the lead with a pair of Ashlyn Williams free throws a minute later, and the Lady Dark Horses never looked back.

Williams finished the game with eight points and eight rebounds. Alex Canady knocked in 13 points with four rebounds, adding two blocks and a steal for good measure. Canady was named Clinton's Most Outstanding Player.

North Surry got a double-double from freshman Elle Sutphin who had 12 points and 11 rebounds. She also had a pair of assists and three steals on her way to being named North Surry's Most Outstanding Player. She was the only Greyhounds player in double figures.

The Lady Greyhounds finished the season 26-6, champions of the Western Piedmont Athletic 2A Conference where they were 10-0. North Surry won the Western Regional for the first time in school history and made their first appearance in an NCHSAA Women's State Championship game.

The Lady Dark Horses finished the season 30-2 as champions of the Four County 1A/2A Conference where they were 14-0. The Lady Dark Horses won the school's third title and their first since back-to-back titles in 1989 and 1990.

2017 Basketball Championship Recaps

3A Men: Cox Mill holds off a hard-charging Eastern Guilford 70-66

CHAPEL HILL, N.C. – Cox Mill held off Eastern Guilford 70-66 in a hard-fought battle that saw the Chargers never trail in the game on their way to their first State Championship in school history.

Chargers sophomore guard, Wendell Moore Jr. was dynamic with 29 points and 12 rebounds. He also had a trio of assists and blocks on the night on his way to being named the Charlie Adams Most Valuable Player.

The only other Cox Mill player in double-figures was Caleb Stone-Carrawell who scored 13 with seven rebounds and a pair of blocks. Stone-Carrawell was tapped as the Chargers Most Outstanding Player of the game.

Cox Mill never trailed in the game, but that doesn't mean that Eastern Guilford didn't keep it interesting. Despite running out to a 13-point lead with 6:35 to play, their largest of the game, the Chargers had to hang on as Eastern Guilford trimmed that lead down to a three-point advantage with 38 seconds to play when Jaylen Alston sunk one of his two free throws to make it a one-possession game.

Alston finished the game with 25 points and five rebounds as he was named the Most Outstanding Player for Eastern Guilford. Montez Venable was also in double-figures with 13 points and three steals while Nic Cheeley knocked in 12 points and grabbed four rebounds.

Cox Mill dominated the game on the glass, outrebounding the Wildcats by a 40-23 margin, but the Chargers couldn't pull away as they turned the ball over 24 times. Conversely, Eastern Guilford took care of the ball, only turning it over 12 times.

Eastern Guilford finished the year 29-4, co-champions of the Mid-State 3A Conference with Eastern Alamance at 14-2 on the season. The Wildcats won the Eastern Regional for the first time in school history, making their first appearance in a State Championship game.

Cox Mill finished the year 27-6 overall, champions of the South Piedmont 3A Conference where they finished with a 16-2 record in the league. The Chargers claimed their first Western Regional title in school history, making their first appearance in an NCHSAA State Title game.

3A Women: Northern Guilford nips Hickory Ridge 66-64

CHAPEL HILL, N.C. – Northern Guilford returned to the 3A State Championship game for the second year in a row and held on to beat Hickory Ridge 66-64, reversing the heartbreak of one year ago and claiming the school's first Women's Basketball State Championship.

Northern Guilford trailed by as many as 12 points in the first half as Hickory Ridge came out on fire, shooting better than 50% from the floor in the first half. The Lady Bulls led by eight at the intermission.

Northern Guilford regrouped at the half and got an incredible performance from Elissa Cunane who scored 24 points and grabbed 10 rebounds to complete her double-double. Cunane was named the Kay Yow Most Valuable Player of the Game. She was one block shy of a triple-double with nine when she fouled out of the game with 1:30 to go and the Nighthawks up 63-54.

With Cunane out of the game, Deja Neal went to work for the Lady Bulls, scoring six in a 7-0 Hickory Ridge run to cut the Northern advantage to just two with 24 seconds remaining. Northern Guilford got a run-out lay in from Kassie Robakewicz to extend the lead back to four before Neal would trim the lead back to two with a pair of free throws with nine seconds to play at 65-63.

Northern Guilford's Kelly Lomax converted one of her two free throws with eight seconds to play and when Hickory Ridge's Nia Daniel was fouled with two seconds to play, she hit the first free throw to trim the Nighthawk lead to two at 66-64. Daniel intentionally missed the second free throw and the Lady Bulls grabbed the rebound but Sydney Miller could not get a shot off as she was stripped by Northern Guilford's Janelle Henderson to seal the victory and hand the Lady Bulls their first loss of the season.

Robakewicz finished in double figures with 14 points and four rebounds to go with a pair of assists. Mercedes Wampler was also in double figures with 10 points, a pair of assists and two steals.

Hickory Ridge had three players in double figures with Gabby Smith leading the way with her 15 points, three rebounds and four steals. Daniel added 13 with nine rebounds and Jiera Shears chipped in 12 points with three steals and a pair of assists.

Northern Guilford finished the season 31-1, champions of the Mid-State 3A Conference where they were 16-0. The Nighthawks won the Eastern Regional for the second straight year and claimed their first State Championship in Women's Basketball.

2017 Basketball Championship Recaps

4A Men: SW Guilford pulls away from Leesville Road for 73-49 victory

RALEIGH, N.C. – Southwest Guilford outscored Leesville Road 22-11 in both the second and third quarters to pull away from the Pride on their way to a 73-49 victory and the Cowboys second state championship in Men's Basketball.

Cowboy senior guard, Kam Langley, dumped in 14 points with six rebounds on his way to being named the Charlie Adams Most Valuable Player in the championship. Christian Martin added 14 along with six boards. Keyshaun Langley had a team high 15 points and four assists as the sophomore guard was named the Most Outstanding Player for the Cowboys.

Leesville Road briefly opened up a four-point lead early in the game, but after the Cowboys took the lead back with 5:46 to go in the first quarter, the Pride never led again. Jalen Benjamin led all scorers as the Leesville sophomore guard scored 18 points and was a perfect seven for seven from the foul line. Benjamin was named the Pride's Most Outstanding Player of the game.

Jonathan Mebane was the only other Pride player in double figures with 11 points and four rebounds. Meanwhile Southwest Guilford featured balanced scoring and had four players in double figures with Kobe Langley contributing 10 points and eight boards.

Leesville Road finished the season 22-10 after finishing in a tie for second in the Cap 8 4A with Millbrook at 9-5. The Pride made the school's second appearance in an NCHSAA State Championship game, winning the regional for the second time in school history and first time since 2001.

Southwest Guilford wrapped up the year 28-3, champions of the Piedmont Triad 4A where they were 9-1 on the season. The Cowboys won their second state championship in school history, the first coming in 1996 when they won the 2A State Championship with a 64-57 decision over Thomasville.

4A Women: NW Guilford fights past SE Raleigh 36-34 to win school's first WBB State Championship

RALEIGH, N.C. – Northwest Guilford is used to close scoring big games, and the experience paid off as the Vikings held off Southeast Raleigh for a hard-fought 36-34 victory. The win was the first state championship victory for the Vikings Women's Basketball program.

Tamia Davis had a stick-back two with 13 seconds remaining to draw Southeast Raleigh within two late, but the Bulldogs couldn't get the bucket to tie or take the lead on the final possession as a shot from Tamia Hicks fell short at the final horn.

The two teams battled hard defensively, as Southeast Raleigh outscored Northwest 14-9 in the second quarter to take a five-point lead. Northwest flipped the script in the third, as the Vikings knotted the score up headed to the final frame by outscoring the Bulldogs 9-4 in the third.

Sophomore Elizabeth Kitley had a double-double with 15 points and ten rebounds helping her to be named the Kay Yow Most Valuable Player of the game. Her ten rebounds helped give Northwest a 35-30 advantage on the glass.

Cayla King was named Northwest Guilford's Most Outstanding Player and was the only other Viking in double figures with 16 points. She was 11 of 12 from the free throw line and had seven rebounds to go with three assists and two steals.

Southeast Raleigh was led by Tamia Hicks who scored 13 points to lead the Bulldogs while grabbing four rebounds and blocking three shots. Hicks was named the Bulldogs Most Outstanding Player. Jada McMillian was the only other Southeast Raleigh player in double digits with 12 points on the day.

The Bulldogs finished the year at 32-1 and were 14-0 in the Greater Neuse River 4A Conference where they were the champions for the ninth year in a row. They won the school's fourth Eastern Regional Championship this year.

Northwest Guilford finished the season 30-2 on the year, winners of the Piedmont Triad 4A Conference where they were a perfect 10-0. The Vikings won the Western Regional final for the second straight year and grabbed their first state championship in Women's Basketball with the victory.



2017 1A Men's Basketball Championship Bracket

FIRST ROUND SECOND ROUND THIRD ROUND FOURTH ROUND FOURTH ROUND THIRD ROUND SECOND ROUND FIRST ROUND



REGIONAL FINAL CHAMPIONSHIP STATE CHAMPIONS



CLICK OR TICKET.



2017 PLAYOFF SCORES & TEAM RECORDS



1A MEN'S BASKETBALL CHAMPIONSHIP FIRST ROUND PAIRINGS

East

#1 Rocky Mount Preparatory (22-0), Bye
#17 Plymouth (16-6) 68, #16 Columbia (13-9) 41
#8 East Carteret (14-10), Bye
#9 Ocracoke (21-3) 68, #24 Union (10-14) 57
#5 Voyager Academy (20-6), Bye
#12 Gates County (16-9) 69, #21 Raleigh Charter (12-12) 49
#13 Southeast Halifax (12-10) 76, #20 Pender (11-14) 47
#4 John A. Holmes (18-4), Bye
#3 Pamlico County (18-5), Bye
#19 Tarboro (13-9) 90, #14 Roxboro Community (15-11) 80
#6 Research Triangle (22-2), Bye
#11 Northside-Pinetown (22-4) 98, #22 North Edgecombe (11-10) 81
#7 Granville Central (13-11), Bye
#10 Rosewood (17-7) 53, #23 Franklin Academy (11-14) 44
#18 Riverside-Martin (17-10) 57, #15 Princeton (14-11) 51
#2 West Columbus (21-6), Bye

West

#1 Winston-Salem Prep (22-3), Bye
#16 Mount Airy (17-8) 54, #17 Bishop McGuinness (18-9) 51
#8 Hiwassee Dam (16-10), Bye
#9 South Stokes (19-7) 73, #24 Nantahala (6-19) 28
#5 North Stanly (22-5), Bye
#12 Chatham Central (14-8) 77, #21 Swain County (13-12) 72
#13 Bessemer City (14-10) 56, #20 Piedmont Community (13-13) 52
#4 Avery County (19-6), Bye
#3 Pine Lake Preparatory (18-7), Bye
#19 Mountain Island Charter (17-8) 78, #14 Hayesville (18-8) 72
#6 Starmount (22-3), Bye
#11 North Rowan (18-8) 65, #22 Mitchell (8-18) 52
#7 Cherokee (16-5), Bye
#10 Community School of Davidson (22-6) 62, #23 Highlands (7-18) 35
#18 Union Academy (18-9) 67, #15 Albemarle (19-8) 59
#2 Lincoln Charter (22-4), Bye



2017 1A Women's Basketball Championship Bracket



FIRST ROUND SECOND ROUND THIRD ROUND FOURTH ROUND FOURTH ROUND THIRD ROUND SECOND ROUND FIRST ROUND



CHAMPIONSHIP
STATE CHAMPIONS



CLICK HERE OR TICKET.



2017 PLAYOFF SCORES & TEAM RECORDS



1A WOMEN'S BASKETBALL CHAMPIONSHIP FIRST ROUND PAIRINGS

East


#1 Pamlico County (22-1), Bye
#16 Perquimans (14-11) 52, #17 Northside-Pinetown (13-10) 37
#8 East Columbus (14-9), Bye
#9 Riverside-Martin (21-6) 73, #24 Ocracoke (9-15) 5
#5 Roxboro Community (20-2), Bye
#12 Vance Charter School (16-5) 59, #21 Rocky Mount Prep (7-11) 34
#13 Creswell (12-7) 48, #20 Raleigh Charter (12-12) 46
#4 Cape Hatteras (23-0), Bye
#3 Northampton County (19-3), Bye
#14 Lakewood (11-13) 74, #19 Southside (13-9) 57
#6 East Carteret (12-10), Bye
#11 Manteo (12-8) 44, #22 Voyager Academy (9-13) 36
#7 Neuse Charter (20-6), Bye
#10 Weldon (19-2) 53, #23 Princeton (13-12) 27
#18 John A. Holmes (10-11) 48, #15 Gates County (15-11) 43
#2 Plymouth (14-4), Bye

West

#1 Mount Airy (22-2), Bye
#17 Alleghany (18-10) 51, #16 South Davidson (16-10) 48
#8 Lincoln Charter (14-6), Bye
#9 Highlands (15-11) 61, #24 Blue Ridge (5-18) 51
#5 Chatham Central (18-3), Bye
#21 Piedmont Community (17-10) 44, #12 River Mill Academy (18-7) 40
#20 Hayesville (16-11) 33, #13 Albemarle (21-7) 21
#4 East Wilkes (21-4), Bye
#3 Murphy (24-2), Bye
#19 East Surry (14-12) 49, #14 Pine Lake Preparatory (18-9) 19
#6 Union Academy (23-2), Bye
#11 Bishop McGuinness (16-11) 71, #22 Comm. Sch. of Davidson (14-13) 41
#7 Gray Stone Day (21-5), Bye
#10 Cherokee (17-6) 71, #23 Hiwassee Dam (7-16) 52
#18 Robbinsville (20-7) 60, #15 Highland Tech (15-9) 42
#2 Mitchell (19-7), Bye



2017 2A Men's Basketball Championship Bracket




REGIONAL FINAL



HIGH SCHOOL HAPPENS HERE

CHAMPIONSHIP

STATE CHAMPIONS





2017 PLAYOFF SCORES & TEAM RECORDS



2A MEN'S BASKETBALL CHAMPIONSHIP FIRST ROUND PAIRINGS

East

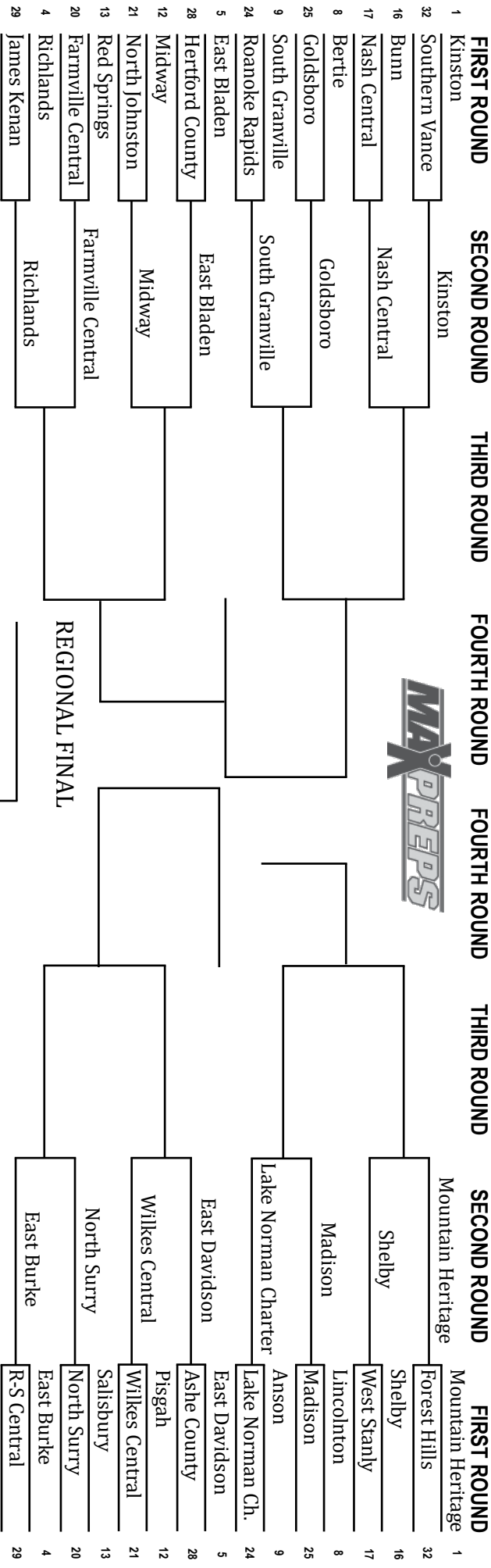
#1 Kinston (21-4) 74, #32 Beddingfield (9-14) 48
#16 Roanoke Rapids (17-6) 73, #17 Southern Vance (18-8) 64
#8 Northern Vance (20-7) 79, #25 Providence Grove (15-9) 59
#9 Greene Central (22-6) 66, #24 St. Pauls (14-13) 49
#5 Northeastern (21-4) 51, #28 Randleman (13-10) 34
#21 West Craven (13-11) 75, #12 South Granville (17-11) 72
#13 Carrboro (19-8) 76, #20 James Kenan (16-8) 57
#4 Farmville Central (20-3) 78, #29 Bertie (9-16) 62
#3 Fairmont (27-1) 72, #30 Graham (10-15) 33
#14 Hertford County (16-10) 82, #19 Cummings (16-12) 76
#6 Reidsville (19-5) 88, #27 East Duplin (11-12) 63
#22 North Pitt (15-11) 49, #11 Nash Central (15-11) 35
#26 Southwest Onslow (13-12) 95, #7 Heide Trask (25-3) 91
#23 First Flight (16-9) 76, #10 Goldsboro (20-5) 69
#18 North Lenoir (14-11) 60, #15 Red Springs (17-9) 55
#2 Clinton (24-1) 104, #31 East Montgomery (9-8) 55

West

#1 Mountain Heritage (21-1) 87, #32 West Wilkes (9-17) 44
#17 Wheatmore (23-5) 56, #16 Thomasville (19-7) 52
#8 Patton (20-6) 75, #25 Atkins (18-9) 58
#9 Wilkes Central (19-7) 78, #24 Bandys (15-11) 56
#5 Hendersonville (19-6) 69, #28 North Davidson (16-12) 63
#12 Pisgah (17-8) 67, #21 Franklin (16-8) 57
#20 East Rutherford (19-9) 82, #13 South Point (18-8) 78
#4 Salisbury (24-3) 68, #29 Bunker Hill (13-13) 51
#3 East Lincoln (23-5) 83, #30 North Surry (9-17) 60
#14 Draughn (22-6) 70, #19 Lexington Senior (15-11) 69
#6 R-S Central (20-7) 60, #27 Shelby (12-13) 56
#22 Maiden (17-8) 57, #11 Lincolnton (21-6) 52
#7 West Stokes (19-7) 95, #26 Smoky Mountain (12-13) 67
#10 T. W. Andrews (10-13) 49, #23 Hibriten (17-8) 44
#15 Walkertown (18-8) 65, #18 Mount Pleasant (17-10) 56
#2 Forest Hills (25-2) 88, #31 West Stanly (13-14) 53




2017 2A Women's Basketball Championship Bracket



REGIONAL FINAL

CHAMPIONSHIP STATE CHAMPIONS



CLICK OR TICKET.



2017 PLAYOFF SCORES & TEAM RECORDS



2A WOMEN'S BASKETBALL CHAMPIONSHIP FIRST ROUND PAIRINGS

East

#1 Kinston (26-1) 64, #32 Southern Vance (11-12) 43
#17 Nash Central (14-11) 60, #16 Bunn (19-7) 59
#25 Goldsboro (13-12) 42, #8 Bertie (16-9) 38
#9 South Granville (20-8) 76, #24 Roanoke Rapids (14-9) 48
#5 East Bladen (26-1) 69, #28 Hertford County (11-14) 38
#12 Midway (23-2) 59, #21 North Johnston (18-7) 37
#20 Farmville Central (15-9) 73, #13 Red Springs (18-8) 37
#4 Richlands (24-3) 66, #29 James Kenan (11-12) 43
#3 North Pitt (21-5) 73, #30 Graham (11-15) 46
#14 NC School of Science & Math (18-6) 64, #19 South Lenoir (18-8) 57
#6 Bartlett Yancey (20-6) 48, #27 Whiteville (13-12) 37
#22 SouthWest Edgecombe (13-9) 50, #11 Croatan (21-5) 38
#7 T. W. Andrews (19-6) 69, #26 North Lenoir (10-15) 35
#23 Currituck County (15-10) 47, #10 Pasquotank County (18-5) 37
#15 Washington (15-12) 50, #18 Jordan-Matthews (14-14) 48
#2 East Duplin (23-2) 47, #31 Reidsville (11-14) 25

West

#1 Mountain Heritage (24-1) 78, #32 Forest Hills (10-13) 39
#16 Shelby (15-9) 50, #17 West Stanly (16-11) 41
#25 Madison (14-11) 62, #8 Lincolnton (18-8) 51
#24 Lake Norman Charter (17-10) 51, #9 Anson (11-11) 36
#5 East Davidson (25-3) 59, #28 Ashe County (11-13) 44
#21 Wilkes Central (15-12) 49, #12 Pisgah (16-9) 36
#20 North Surry (16-12) 54, #13 Salisbury (19-6) 41
#4 East Burke (26-1) 55, #29 R-S Central (15-13) 49
#3 North Wilkes (24-3) 72, #30 Trinity (14-14) 43
#19 South Rowan (19-7) 68, #14 Maiden (19-8) 46
#6 Atkins (20-5) 58, #27 Patton (15-12) 40
#11 Charles D. Owen (20-6) 63, #22 Newton-Conover (17-11) 51
#7 East Rutherford (23-3) 66, #26 East Henderson (17-9) 39
#10 Forbush (22-4) 76, #23 Surry Central (16-11) 53
#18 Ledford Senior (21-5) 71, #15 Draughn (14-13) 32
#2 Smoky Mountain (24-1) 72, #31 Bunker Hill (9-17) 42



2017 PLAYOFF SCORES & TEAM RECORDS



3A MEN'S BASKETBALL CHAMPIONSHIP FIRST ROUND PAIRINGS

East


#1 Northside-Jacksonville (25-0) 77, #32 Smithfield-Selma (10-14) 43
 #17 East Wake (14-11) 58, #16 Lee County (10-15) 50
 #8 Terry Sanford (21-5) 63, #25 Triton (14-13) 57
 #9 J.H. Rose (19-8) 80, #24 Southern Nash (14-11) 70
 #5 New Hanover (24-4) 69, #28 Jacksonville (11-13) 59
 #12 Southern Durham (21-6) 69, #21 Chapel Hill (16-11) 57
 #13 Rocky Mount (19-5) 70, #20 D.H. Conley (14-13) 42
 #4 Northern Durham (23-3) 83, #29 Southern Wayne (7-19) 40
 #3 Eastern Guilford (24-2) 82, #30 Fike (11-14) 45
 #14 Person (22-4) 64, #19 South Brunswick (18-9) 55
 #6 Northern Guilford (22-5) 74, #27 Havelock (12-12) 68
 #11 Walter M. Williams (22-4) 92, #22 Hillside (14-11) 76
 #7 Southern Lee (23-3) 53, #26 Harnett Central (14-11) 29
 #10 Clayton (19-6) 58, #23 Eastern Alamance (17-10) 57
 #18 Westover (20-4) 46, #15 White Oak (19-7) 44
 #2 Northern Nash (24-1) 72, #31 Cleveland (11-17) 68

West

#1 Cox Mill (24-3) 67, #32 Asheboro (10-15) 24
 #16 Southwest Guilford (20-7) 83, #17 North Forsyth (14-13) 75
 #8 Mount Tabor (22-6) 77, #25 Statesville (15-12) 67
 #9 Freedom (23-3) 76, #24 North Gaston (17-9) 52
 #5 Charlotte Catholic (24-3) 80, #28 West Rowan (12-14) 36
 #12 Marvin Ridge (21-7) 54, #21 North Henderson (16-10) 50
 #13 Huss (18-8) 58, #20 Southern Guilford (17-10) 54
 #4 Jesse Carson (24-2) 91, #29 McMichael (10-16) 66
 #3 Hickory (25-2) 37, #30 Monroe (11-11) 31
 #19 Parkland (13-12) 59, #14 Northwest Cabarrus (12-12) 50
 #6 A.C. Reynolds (22-4) 63, #27 Ashbrook (16-11) 61
 #11 South Iredell (18-7) 84, #22 Enka (16-11) 71
 #7 Kings Mountain (23-5) 87, #26 Piedmont (16-10) 68
 #23 Concord (15-13) 81, #10 North Buncombe (18-8) 67
 #18 Jay M. Robinson (14-12) 76, #15 Tuscola (17-8) 75
 #2 Ben L. Smith (24-3) 92, #31 West Caldwell (11-16) 50



2017 3A Women's Basketball Championship Bracket




REGIONAL FINAL



HIGH SCHOOL HAPPENS HERE

CHAMPIONSHIP

STATE CHAMPIONS





2017 PLAYOFF SCORES & TEAM RECORDS



3A WOMEN'S BASKETBALL CHAMPIONSHIP FIRST ROUND PAIRINGS

East

#1 Jacksonville (19-3) 70, #32 Western Harnett (7-17) 17
#16 Eastern Wayne (19-6) 61, #17 Western Alamance (19-7) 53
#8 Hunt (16-7) 61, #25 Northside - Jacksonville (9-13) 49
#9 Union Pines (20-7) 55, #24 Topsail (15-11) 41
#5 New Hanover (20-7) 62, #28 Rocky Mount (13-11) 35
#12 Southern Durham (19-7) 55, #21 Fike (17-7) 41
#13 Clayton (18-5) 48, #20 West Carteret (14-9) 41
#4 Hillside (19-7) 75, #29 Lee County (11-13) 33
#3 E.E. Smith (25-3) 59, #30 Smithfield-Selma (11-15) 27
#14 Franklinton (16-7) 60, #19 Gray's Creek (19-8) 54
#6 D.H. Conley (19-9) 58, #27 Cedar Ridge (14-12) 42
#22 Northeast Guilford (15-11) 60, #11 Terry Sanford (18-5) 58
#7 East Wake (17-7) 59, #26 Southern Alamance (14-14) 49
#10 Havelock (20-2) 61, #23 Northwood (17-10) 48
#15 Harnett Central (20-4) 54, #18 West Brunswick (16-11) 47
#2 Eastern Guilford (23-3) 64, #31 West Johnston (11-16) 21

West


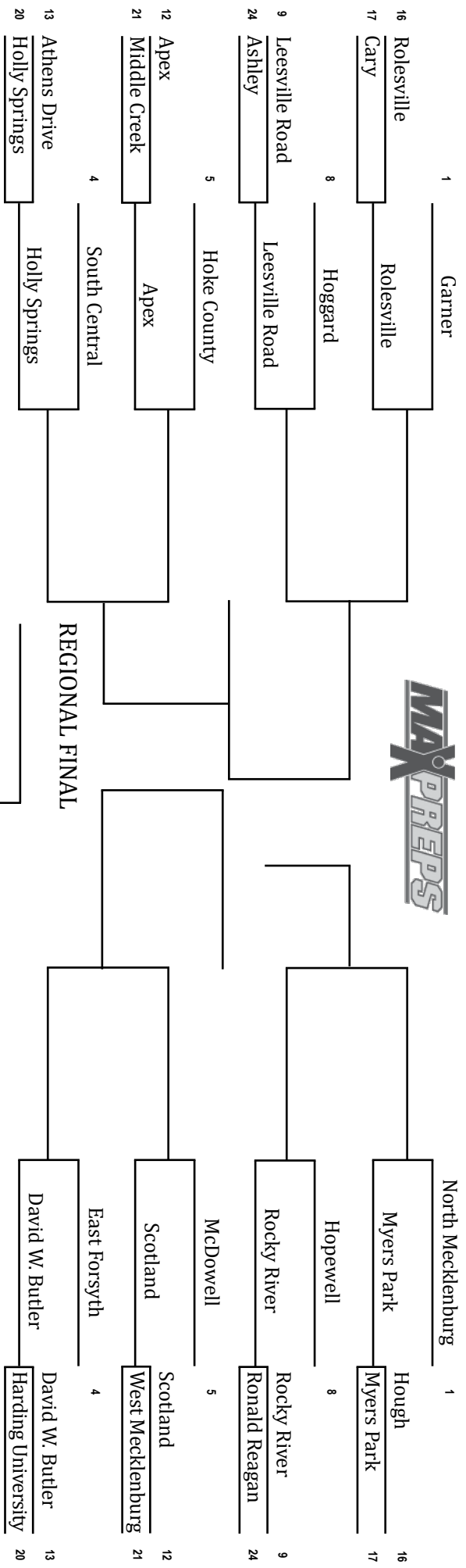
#1 Ashbrook (27-0) 69, #32 Cox Mill (10-15) 25
#16 Southeast Guilford (18-9) 82, #17 Central Cabarrus (16-11) 76
#8 Cuthbertson (20-5) 51, #25 Piedmont (13-12) 43
#9 Watauga (22-4) 71, #24 Statesville (15-11) 35
#5 Southwest Guilford (20-7) 71, #28 Ben L. Smith (12-13) 56
#12 Dudley (20-7) 49, #21 Charlotte Catholic (16-12) 31
#20 North Gaston (20-7) 62, #13 Forestview (21-7) 61
#4 North Iredell (22-5) 63, #29 Huss (10-13) 46
#3 Freedom (23-4) 61, #30 Northwest Cabarrus (11-14) 41
#19 West Rowan (20-7) 61, #14 Parkwood (22-5) 57
#6 Tuscola (21-5) 42, #27 Asheboro (13-13) 33
#11 Rockingham County (23-4) 39, #22 Hickory (13-12) 32
#7 Jay M. Robinson (16-10) 49, #26 Enka (16-12) 41
#10 Jesse Carson (24-3) 65, #23 Mount Tabor (15-13) 46
#15 Erwin (20-7) 64, #18 Asheville (15-12) 51
#2 Northern Guilford (23-4) 65, #31 Sun Valley (11-16) 41



2017 4A Men's Basketball Championship Bracket



FIRST ROUND SECOND ROUND THIRD ROUND FOURTH ROUND FOURTH ROUND THIRD ROUND SECOND ROUND FIRST ROUND





2017 PLAYOFF SCORES & TEAM RECORDS



4A MEN'S BASKETBALL CHAMPIONSHIP FIRST ROUND PAIRINGS

East

#1 Garner Magnet (24-1), Bye
#16 Rolesville (16-10) 66, #17 Cary (13-12) 57
#8 Hoggard (15-11), Bye
#9 Leesville Road (20-6) 75, #24 Ashley (9-18) 58
#5 Hoke County (25-1), Bye
#12 Apex (12-14) 68, #21 Middle Creek (9-18) 56
#20 Holly Springs (13-14) 53, #13 Athens Drive (18-9) 51
#4 South Central (24-0), Bye
#3 Heritage (21-4), Bye
#14 Millbrook (16-12) 81, #19 Lumberton (14-13) 65
#6 Green Hope (21-5), Bye
#11 Panther Creek (15-12) 72, #22 Sanderson (9-17) 65
#7 Overhills (20-6), Bye
#10 Knightdale (18-7) 60, #23 Pine Forest (13-13) 42
#18 Jordan (15-11) 58, #15 Wakefield (17-10) 56
#2 Broughton (24-2), Bye

West

#1 North Mecklenburg (26-1), Bye
#17 Myers Park (17-10) 72, #16 Hough (15-13) 66
#8 Hopewell (19-8), Bye
#9 Rocky River (20-6) 83, #24 Ronald Reagan (8-18) 58
#5 McDowell (21-6), Bye
#12 Scotland (18-8) 68, #21 West Mecklenburg (12-15) 54
#13 David W. Butler (23-5) 90, #20 Harding University (15-12) 60
#4 East Forsyth (19-6), Bye
#3 Olympic (20-4), Bye
#14 Pinecrest (20-7) 65, #19 Davie (18-9) 55
#6 Northwest Guilford (13-12), Bye
#11 Page (18-9) 67, #22 High Point Central (12-14) 59
#7 Ardrey Kell (22-5), Bye
#23 Grimsley (12-14) 68, #10 R.J. Reynolds (18-9) 64
#15 West Charlotte (17-10) 71, #18 Zebulon B. Vance (13-14) 45
#2 Independence (26-1), Bye



2017 4A Women's Basketball Championship Bracket



FIRST ROUND SECOND ROUND THIRD ROUND FOURTH ROUND FOURTH ROUND THIRD ROUND SECOND ROUND FIRST ROUND



1 Southeast Raleigh

Northwest Guilford

1 Northwest Guilford

16 Rolesville
17 Cardinal Gibbons

Hopewell

16 North Mecklenburg
17 Hopewell

8 Leesville Road

Ronald Reagan

8 Ronald Reagan

9 Hoggard
24 Apex

Ragsdale

9 Ragsdale
24 Rocky River

5 Holly Springs

Hickory Ridge

5 Hickory Ridge

12 Lumberton
21 Seventy-First

Providence

12 Myers Park
21 Providence

4 Green Hope

Ardney Kell

4 Ardney Kell

13 Apex Friendship
20 Knightdale

Phillip O. Berry

13 Phillip O. Berry
20 High Point Central

REGIONAL FINAL



HIGH SCHOOL HAPPENS HERE

CHAMPIONSHIP

STATE CHAMPIONS



3 E.A. Laney

West Forsyth

3 West Forsyth

14 Enloe
19 Millbrook

Enloe

Glenn

14 Glenn
19 Hough

6 South Central

Pinecrest

6 Pinecrest

11 Jordan
22 Middle Creek

Jordan

Zebulon B. Vance

11 Zebulon B. Vance
22 Jack Britt

7 South View

McDowell

7 McDowell

10 Wakefield
23 New Bern

Wakefield

South Mecklenburg

10 South Mecklenburg
23 East Forsyth

2 Heritage

Mallard Creek

2 Mallard Creek

15 Riverside-Durham
18 Cary

Riverside-Durham

David W. Butler

15 Page
18 David W. Butler





2017 PLAYOFF SCORES & TEAM RECORDS



4A WOMEN'S BASKETBALL CHAMPIONSHIP FIRST ROUND PAIRINGS

East

#1 Southeast Raleigh (26-0), Bye
#16 Rolesville (15-12) 47, #17 Cardinal Gibbons (13-12) 39
#8 Leesville Road (21-4), Bye
#9 Hoggard (24-4) 48, #24 Apex (5-19) 27
#5 Holly Springs (19-5), Bye
#12 Lumberton (24-4) 66, #21 Seventy-First (16-11) 34
#20 Knightdale (15-10) 43, #13 Apex Friendship (17-8) 40
#4 Green Hope (22-4), Bye
#3 E.A. Laney (25-2), Bye
#14 Enloe (18-8) 48, #19 Millbrook (11-15) 28
#6 South Central (22-3), Bye
#11 Jordan (20-6) 51, #22 Middle Creek (13-14) 44
#7 South View (16-9), Bye
#10 Wakefield (20-6) 64, #23 New Bern (10-15) 29
#15 Riverside-Durham (18-8) 54, #18 Cary (12-15) 49
#2 Heritage (24-2), Bye

West

#1 Northwest Guilford (24-2), Bye
#17 Hopewell (14-12) 60, #16 North Mecklenburg (14-12) 56
#8 Ronald Reagan (20-5), Bye
#9 Ragsdale (22-5) 57, #24 Rocky River (10-15) 32
#5 Hickory Ridge (25-1), Bye
#21 Providence (15-11) 60, #12 Myers Park (19-9) 56
#13 Phillip O. Berry (19-6) 59, #20 High Point Central (12-14) 49
#4 Ardrey Kell (23-3), Bye
#3 West Forsyth (22-3), Bye
#14 Glenn (18-8) 58, #19 Hough (13-13) 42
#6 Pinecrest (23-2), Bye
#11 Zebulon B. Vance (20-6) 54, #22 Jack Britt (11-13) 34
#7 McDowell (16-10), Bye
#10 South Mecklenburg (24-4) 79, #23 East Forsyth (10-15) 37
#18 David W. Butler (18-9) 53, #15 Page (13-13) 44
#2 Mallard Creek (25-2), Bye



Past Men's Championship Results



OPEN

YEAR	SITE	CHAMPION		RUNNER-UP	
1915	Chapel Hill (Bynum Gym)	Winston-Salem	21	Raleigh	13
1916	Chapel Hill (Bynum Gym)	Durham	21	Winston-Salem	20
1917	Chapel Hill (Bynum Gym)	Winston-Salem	37	Durham	20
1918	Chapel Hill (Bynum Gym)	Durham	15	Winston-Salem	10
1919	Chapel Hill (Bynum Gym)	Winston-Salem	49	New Hanover	30
1920	Chapel Hill (Bynum Gym)	New Hanover	31	Charlotte	27
1921	Chapel Hill (Bynum Gym)	Chapel Hill	33	Charlotte	32
1922	Chapel Hill (Bynum Gym)	Greensboro	28	Durham	20
1923	Chapel Hill (Bynum Gym)	Asheville	24	Smithfield	23
1924	Chapel Hill (Tin Can)	Reidsville	19	New Hanover	18
1925	Chapel Hill (Tin Can)	Durham	17	Guilford	15
1926	Chapel Hill (Tin Can)	Durham	19	Asheville	16
1927	Chapel Hill (Tin Can)	Durham	27	Asheville	21
1928	Chapel Hill (Tin Can)	New Hanover	27	Charlotte	21
1929	Chapel Hill (Tin Can)	New Hanover	21	Winston-Salem	7

PLAY WENT TO CLASS A AND B IN 1930

CLASS A

YEAR	SITE	CHAMPION		RUNNER-UP	
1930	Chapel Hill (Tin Can)	Durham	14	Charlotte	11
1931	Chapel Hill (Tin Can)	Charlotte	19	Raleigh	12
1932	Chapel Hill (Tin Can)	Charlotte	19	Raleigh	15
1933	Chapel Hill (Tin Can)	Charlotte	25	Durham	21
1934	Chapel Hill (Tin Can)	Charlotte	23	Durham	12
1935	Chapel Hill (Tin Can)	Raleigh	25	High Point	16
1936	Chapel Hill (Tin Can)	Raleigh	33	High Point	21
1937	Chapel Hill (Tin Can)	High Point	21	Greenville	15
1938	Chapel Hill (Tin Can)	Durham	32	Salisbury	14
1939	Chapel Hill (Woollen)	Durham	34	Charlotte	22
1940	Chapel Hill (Woollen)	Durham	55	High Point	35
1941	Chapel Hill (Woollen)	Durham	42	High Point	34
1942	Chapel Hill (Woollen)	Durham	33	Greensboro	32
1943	Chapel Hill (Woollen)	High Point	37	Durham	34
1944	Chapel Hill (Woollen)	Durham	30	High Point	27
1945	Chapel Hill (Woollen)	Greensboro	33	Durham	25
1946	Chapel Hill (Woollen)	Durham	27	Greensboro	26

CLASS B

YEAR	SITE	CHAMPION		RUNNER-UP	
1930	Salisbury	Spencer	33	Trenton	22
1931	Salisbury	Bakersville	33	Spencer	32
1932	Chapel Hill (Tin Can)	Trenton	22	Yadkinville	20
1933	Chapel Hill (Tin Can)	Jonesboro	39	Dobson	33
1934	Chapel Hill (Tin Can)	Dobson	42	Jonesboro	21
1935	Chapel Hill (Tin Can)	Dobson	27	Cary	26
1936	Chapel Hill (Tin Can)	Copeland	50	Garner	21
1937	Chapel Hill (Tin Can)	Pilot Mountain	27	West End	22
1938	Chapel Hill (Tin Can)	Pilot Mountain	30	Apex	23
1939	Chapel Hill (Woollen)	Cary	20	Mount Airy	17
1940	Chapel Hill (Woollen)	Walnut Cove	45	Cary	22
1941	Chapel Hill (Woollen)	Hanes	27	Cary	24
1942	Chapel Hill (Woollen)	Hanes	28	Cary	26
1943	Chapel Hill (Woollen)	Hanes	46	Sanford	25
1944	Sanford	Sedge Garden	39	Sanford	33
1945	Winston-Salem	Mineral Springs	41	Sanford	30
1946	Greenville	Sedge Garden	37	Greenville	36



Past Men's Championship Results



CLASS C WAS ADDED IN 1939

CLASS C

YEAR	SITE	CHAMPION		RUNNER-UP	
1939	Chapel Hill (Woollen)	Pilot Mountain	45	Conway	25
1940	Chapel Hill (Woollen)	Green Hope	27	Rock Springs	21
1941	Chapel Hill (Woollen)	Stanley	38	Green Hope	18
1942	Chapel Hill (Woollen)	Pinnacle	41	Lafayette	32
1943	Chapel Hill (Woollen)	Old Richmond		Bridgeton	
1944	St. Pauls	Cramerton	28	St. Pauls	26
1945	Cramerton	Cramerton	43	Red Oak	22
1946	Aberdeen	Kernersville	40	Southern Pines	24

PLAY WENT TO CLASS AA, A AND B IN 1947

CLASS AA

YEAR	SITE	CHAMPION		RUNNER-UP	
1947	Chapel Hill (Woollen)	New Hanover	42	Greensboro	38
1948	Duke University	High Point	44	Wilson	41
1949	Duke University	R. J. Reynolds	38	High Point	23
1950	Duke University	High Point	63	Durham	48

CLASSIFICATION NAME WAS CHANGED TO AAA IN 1951

1951	Duke University	New Hanover	65	Raleigh	50
1952	Duke University	Raleigh	51	Greensboro	49
1953	Winston-Salem	Raleigh	71	New Hanover	52
1954	Winston-Salem	Raleigh	64	New Hanover	63
1955	Wilmington New Hanover	Asheville	61	Gastonia	52
1956	Grimsley	New Hanover	55	Raleigh	50
1957	Grimsley	New Hanover	67	High Point	63
1958	Grimsley	New Hanover	63	Durham	55
1959	Grimsley	Greensboro	52	New Hanover	40

CLASS A

YEAR	SITE	CHAMPION		RUNNER-UP	
1947	Mount Airy	Mount Airy	35	Washington	34
1948	Duke University	Hendersonville	46	Kinston	44
1949	Duke University	Hendersonville	52	Kinston	38
1950	Duke University	Kinston	48	Hanes	46

CLASSIFICATION NAME WAS CHANGED TO AA IN 1951

1951	Duke University	Hanes	35	Kinston	31
1952	Duke University	Hendersonville	50	Washington	40
1953	Winston-Salem	Tri-City	64	Shelby	61
1954	Kinston	Tri-City	69	Kinston	51
1955	Sanford	Kinston	77	Clinton	68
1956	Enka	Kinston	74	Sanford	62
1957	Sanford	Tri-City	63	Clyde Erwin	50
1958	Durham	Morehead	59	Kinston	55
1959	Durham	Sanford	61	Southern	47

CLASS B

YEAR	SITE	CHAMPION		RUNNER-UP	
1947	Pilot Mountain	Pilot Mountain		West End	
1948	Duke University	Bethel	43	Stanly	39
1949	Duke University	Trinity	34	Camp Lejeune	32
1950	Duke University	Camp Lejeune	37	Matthews	25

CLASSIFICATION NAME WAS CHANGED TO A IN 1951

1951	Duke University	Camp Lejeune	62	Hasty	55
1952	Duke University	Welcome	64	Pleasant Garden	60
1953	Winston-Salem	Newport (won by forfeit)			
1954	Aberdeen	Cary	63	King	58
1955	Greensboro	Beaufort	48	Bethel	40
1956	Durham	Youngsville	71	Jonesville	65
1957	Durham	Mebane	66	Jonesville	59
1958	Southern Pines	Valley Springs	62	Zeb Vance	59
1959	Winston-Salem	Beaufort	62	St. Pauls	54

PLAY WENT TO FOUR CLASSIFICATIONS IN 1960



4A Men's Championship Results



YEAR	SITE	CHAMPION		RUNNER UP	
1960	Grimsley	New Hanover	80	Raleigh	46
1961	Grimsley	New Hanover	66	Myers Park	54
1962	Grimsley	New Hanover	42	Rocky Mount	40
1963	Grimsley	Rocky Mount	52	Grimsley	50
1964	Greensboro Coliseum	Grimsley	58	R. J. Reynolds	46
1965	Greensboro Coliseum	Fayetteville	55	Durham	53
1966	Greensboro Coliseum	Fayetteville	70	Myers Park	69
1967	Chapel Hill (Carmichael)	Ashley	51	New Hanover	44
1968	Grimsley	New Hanover	61	West Charlotte	58
1969	Grimsley	Atkins	71	Asheville	70
1970	Grimsley	South Mecklenburg	59	Hoggard	58
1971	Grimsley	South Mecklenburg	86	Atkins	74
1972	Grimsley	South Mecklenburg	59	Walter Williams	57
1973	Grimsley	Reidsville	71	R. J. Reynolds	55
1974	Greensboro Coliseum	Henderson Vance	68	Seventy First	55
1975	Greensboro Coliseum	R. J. Reynolds	76	Enloe	61
1976	Greensboro Coliseum	South Mecklenburg	74	McDowell	61
1977	Greensboro Coliseum	Hunter Huss	60	Ashbrook	59
1978	Greensboro Coliseum	Rocky Mount	91	Grimsley	83
1979	Greensboro Coliseum	Page	72	Grimsley	57
1980	North Carolina A&T	Southern Wayne	61	Grimsley	58
1981	Greensboro Coliseum	Chapel Hill	57	Rocky Mount	54
1982	Greensboro Coliseum	Rocky Mount	61	Chapel Hill	58
1983	Greensboro Coliseum	Page	73	Goldsboro	55
1984	Greensboro Coliseum	Fike	64	Person	52
1985	Greensboro Coliseum	Hunter Huss	40	E. E. Smith	37
1986	Chapel Hill (Smith Center)	West Charlotte	67	Broughton	66 (OT)
1987	Chapel Hill (Smith Center)	Chapel Hill	82	North Mecklenburg	79
1988	Chapel Hill (Smith Center)	A. C. Reynolds	58	Richmond Senior	52
1989	Chapel Hill (Smith Center)	Garinger	71	Fike	63
1990	Chapel Hill (Smith Center)	Page	46	Fike	43
1991	Chapel Hill (Smith Center)	West Charlotte	61	East Wake	44
1992	Chapel Hill (Smith Center)	West Charlotte	65	Kinston	63
1993	Chapel Hill (Smith Center)	South View	53	South Mecklenburg	52
1994	Chapel Hill (Smith Center)	Freedom	87	Cary (vacated)	75
1995	Chapel Hill (Smith Center)	Cary (vacated)	55	Ben L. Smith	54
1996	Chapel Hill (Smith Center)	Dudley	76	Richmond Senior	68 (OT)
1997	Chapel Hill (Smith Center)	Independence	82	Richmond Senior	80
1998	Chapel Hill (Smith Center)	Freedom	74	Pine Forest	59
1999	Chapel Hill (Smith Center)	West Charlotte	84	Laney	67
2000	Chapel Hill (Smith Center)	R.J. Reynolds	78	Seventy-First	74
2001	Chapel Hill (Smith Center)	R.J. Reynolds	94	Leesville Road	73
2002	Chapel Hill (Smith Center)	R.J. Reynolds	63	Seventy-First	58
2003	Chapel Hill (Smith Center)	Charlotte Vance	68	Lee Senior	61
2004	Raleigh (Reynolds Coliseum)	Wakefield	48	R.J. Reynolds	46
2005	Chapel Hill (Smith Center)	North Mecklenburg	68	Westover	65 (OT)
2006	Raleigh (Reynolds Coliseum)	Wakefield	45	North Mecklenburg	43
2007	Chapel Hill (Smith Center)	New Hanover	39	Charlotte Vance	35
2008	Raleigh (Reynolds Coliseum)	East Mecklenburg	72	Apex	63
2009	Chapel Hill (Smith Center)	Mount Tabor	60	Terry Sanford	55
2010	Raleigh (Reynolds Coliseum)	Lake Norman	63	Terry Sanford	49
2011	Chapel Hill (Smith Center)	West Charlotte	78	Millbrook	69
2012	Raleigh (Reynolds Coliseum)	New Hanover	67	West Charlotte	56
2013	Chapel Hill (Smith Center)	Olympic	56	Broughton	53
2014	Raleigh (Reynolds Coliseum)	Apex	62	Lake Norman	59
2015	Chapel Hill (Smith Center)	Garner	70	Ardrey Kell	64
2016	Chapel Hill (Smith Center)	Charlotte Catholic	49	Cary	46
2017	Raleigh (Reynolds Coliseum)	Southwest Guilford	73	Leesville Road	49



3A Men's Championship Results



YEAR	SITE	CHAMPION		RUNNER UP	
1960	Durham	Mount Airy	64	Kinston	41
1961	Enka	Mount Airy	57	Kinston	54
1962	Kinston	Sanford	61	Mount Airy	57
1963	Durham High	Mount Airy	70	East Forsyth	68
1964	Durham High	Kinston	61	North Forsyth	56
1965	Durham High	Kinston	83	New Bern	66
1966	Durham High	Morehead	82	Hoke	79
1967	Durham High	Northwest Guilford	75	Jordan	65
1968	Durham High	Jordan	91	Scotland	41
1969	Durham High	Orange	75	Madison-Mayodan	74
1970	Durham High	Bertie	53	Pincrest	52
1971	Durham High	Pincrest	83	North Lenoir	53
1972	Durham High	Hendersonville	74	Pincrest	63
1973	Durham High	Madison-Mayodan	48	Hendersonville	44
1974	Durham High	Ayden-Grifton	61	West Brunswick	57
1975	Durham High	West Brunswick	53	Washington	51
1976	Durham High	Graham	65	Washington	63 (OT)
1977	Durham High	Wake Forest-Rolesville	48	North Pitt	42
1978	Durham High	Washington	75	Cummings	54
1979	Chapel Hill (Carmichael)	Washington	82	Rockingham	67
1980	Durham High	R-S Central	71	West Craven	63
1981	Greensboro Coliseum	Jordan	73	R-S Central	66
1982	Greensboro Coliseum	Warren County	62	Charles D. Owen	59
1983	Greensboro Coliseum	Graham	67	A. L. Brown	61
1984	Greensboro Coliseum	East Bladen	63	West Caldwell	54
1985	Greensboro Coliseum	West Carteret	66	Statesville	59
1986	Chapel Hill (Smith Center)	R-S Central	70	West Craven	68
1987	Chapel Hill (Smith Center)	D. H. Conley	64	North Gaston	55
1988	Chapel Hill (Smith Center)	Bartlett Yancey	84	North Surry	68
1989	Chapel Hill (Smith Center)	North Surry	81	Southern Alamance	66
1990	Chapel Hill (Smith Center)	D. H. Conley	75	Kings Mountain	54
1991	Chapel Hill (Smith Center)	Eastern Alamance	69	T. C. Roberson	66
1992	Chapel Hill (Smith Center)	Morehead	72	West Henderson	66
1993	Chapel Hill (Smith Center)	Morehead	89	Lincolnton	65
1994	Chapel Hill (Smith Center)	Reidsville	80	Parkland	79
1995	Chapel Hill (Smith Center)	T.W.Andrews	71	Wake Forest-Rolesville	51
1996	Chapel Hill (Smith Center)	Walter Williams	78	Hickory	58
1997	Chapel Hill (Smith Center)	East Chapel Hill	60	Hickory	59
1998	Chapel Hill (Smith Center)	Goldsboro	77	T.C. Roberson	72
1999	Chapel Hill (Smith Center)	Parkland	101	West Rowan	83
2000	Chapel Hill (Smith Center)	Central Cabarrus	56	Dudley	52 (OT)
2001	Chapel Hill (Smith Center)	T.W. Andrews	63	Kinston	60
2002	Chapel Hill (Smith Center)	West Rowan	80	Parkland	68
2003	Raleigh (Reynolds Coliseum)	West Rowan	72	Goldsboro	57
2004	Chapel Hill (Smith Center)	Trinity	73	Dudley	64
2005	Raleigh (Reynolds Coliseum)	Dudley	58	Crest	57
2006	Chapel Hill (Smith Center)	Dudley	79	Concord	75
2007	Raleigh (Reynolds Coliseum)	Concord	85	Kinston	79
2008	Chapel Hill (Smith Center)	Kinston	60	Trinity	58
2009	Raleigh (Reynolds Coliseum)	Northern Guilford (vacated)	66	Forestview	54
2010	Chapel Hill (Smith Center)	Rocky Mount	84	Concord	79
2011	Raleigh (Reynolds Coliseum)	Hunter Huss	63	South Central	62
2012	Chapel Hill (Smith Center)	Rocky Mount	78	Hickory	64
2013	Raleigh (Reynolds Coliseum)	J.F. Webb	73	Statesville	70 (OT)
2014	Chapel Hill (Smith Center)	Freedom	59	Hunt	57
2015	Chapel Hill (Carmichael Arena)	Terry Sanford	67	Ashbrook	60
2016	Chapel Hill (Carmichael Arena)	J.M. Robinson	59	Terry Sanford	55
2017	Chapel Hill (Smith Center)	Cox Mill	70	Eastern Guilford	66



2A Men's Championship Results



YEAR	SITE	CHAMPION		RUNNER UP	
1960	Winston-Salem	Hobpton	65	North Wilkes	51
1961	Winston-Salem	North Wilkes	41	Southern Alamance	36
1962	Winston-Salem	Northwest Forsyth	60	East Montgomery	50
1963	Winston-Salem (Reynolds)	North Surry	55	Stedman	54
1964	Winston-Salem (Reynolds)	Hildebran	70	Forest Hills	65
1965	Winston-Salem (Reynolds)	Ashe Central	84	Anson	68
1966	Winston-Salem (Reynolds)	North Surry	68	Northwest Guilford	67
1967	Winston-Salem (Reynolds)	North Surry	81	Erwin	71
1968	Winston-Salem (Reynolds)	Northern Nash	71	Fairmont	50
1969	Winston-Salem (Reynolds)	Whiteville	65	Hendersonville	60
1970	Winston-Salem (Reynolds)	West Columbus	77	Northern Nash	63
1971	Winston-Salem (Reynolds)	Wake Forest-Rolesville	53	Whiteville	51
1972	Winston-Salem (Reynolds)	Wake Forest-Rolesville	54	Bessemer City	53
1973	Winston-Salem (Reynolds)	Wake Forest-Rolesville	65	Tabor City	55
1974	Winston-Salem (Reynolds)	Elm City	79	Fairmont	66
1975	Winston-Salem (Reynolds)	Elm City	95	Hallsboro	68
1976	Winston-Salem (Reynolds)	Clayton	71	Elm City	66
1977	Winston-Salem (Reynolds)	Elm City	80	Northampton	70
1978	Winston-Salem (Reynolds)	Wake Forest-Rolesville	67	Ledford	60
1979	Winston-Salem (Reynolds)	Wake Forest-Rolesville	79	Bandys	62
1980	Winston-Salem (Reynolds)	Monroe	64	Louisburg	61
1981	Greensboro Coliseum	Bunn	76	Bandys	58
1982	Greensboro Coliseum	Bandys	64	Union	61
1983	Greensboro Coliseum	West Montgomery	71	Fairmont	50
1984	Greensboro Coliseum	Hobpton	73	West Davidson	68
1985	Greensboro Coliseum	Cherryville	82	Whiteville	75
1986	Chapel Hill (Smith Center)	North Rowan	74	Ayden-Grifton	69
1987	Chapel Hill (Smith Center)	Salisbury	63	Farmville Central	45
1988	Chapel Hill (Smith Center)	Lexington	91	Pender County	71
1989	Chapel Hill (Smith Center)	Farmville Central	70	Bunker Hill	52
1990	Chapel Hill (Smith Center)	Farmville Central	73	Monroe	57
1991	Chapel Hill (Smith Center)	Ayden-Grifton	83	Bessemer City	62
1992	Chapel Hill (Smith Center)	Ayden-Grifton	75	Ledford	69
1993	Chapel Hill (Smith Center)	Farmville Central	67	Monroe	53
1994	Chapel Hill (Smith Center)	Fairmont	67	West Caldwell	64 (OT)
1995	Chapel Hill (Smith Center)	Lexington	69	Whiteville	67
1996	Chapel Hill (Smith Center)	Southwest Guilford	64	Thomasville	57
1997	Chapel Hill (Smith Center)	West Rowan	79	Wallace-Rose Hill	67
1998	Chapel Hill (Smith Center)	Wallace-Rose Hill	78	North Stanly	56
1999	Chapel Hill (Smith Center)	Whiteville	56	West Caldwell	45
2000	Chapel Hill (Smith Center)	Whiteville	68	Northwood	66
2001	Chapel Hill (Smith Center)	East Bladen	75	Lexington	65
2002	Chapel Hill (Smith Center)	Cummings	80	North Pitt	78
2003	Chapel Hill (Smith Center)	Reidsville	86	West Columbus	60
2004	Raleigh (Reynolds Coliseum)	Cummings	87	East Bladen	63
2005	Chapel Hill (Smith Center)	Pisgah	66	Warren County	41
2006	Raleigh (Reynolds Coliseum)	Cummings	68	Shelby	65
2007	Chapel Hill (Smith Center)	Cummings	52	Starmount	49
2008	Raleigh (Reynolds Coliseum)	West Bladen	65	Pisgah	50
2009	Chapel Hill (Smith Center)	Shelby	62	Northwood	50
2010	Raleigh (Reynolds Coliseum)	Kinston	51	West Caldwell	29
2011	Chapel Hill (Smith Center)	East Rutherford	58	Northwood	56
2012	Raleigh (Reynolds Coliseum)	Kinston	58	Cuthbertson	55
2013	Chapel Hill (Smith Center)	Kinston	56	Cuthbertson	53
2014	Raleigh (Reynolds Coliseum)	Kinston	67	North Rowan	57
2015	Chapel Hill (Smith Center)	Kinston	60	East Lincoln	43
2016	Chapel Hill (Smith Center)	Farmville Central	81	East Lincoln	71
2017	Raleigh (Reynolds Coliseum)	Northside-Jacksonville	86	North Surry	67



1A Men's Championship Results



YEAR	SITE	CHAMPION		RUNNER UP	
1960	High Point	Beaufort	63	Red Oak	42
1961	Durham	Beaufort	65	Boonville	59
1962	Durham	Colfax	53	Warrenton	47
1963	Durham	North Edgecombe	51	East Duplin	44
1964	Durham	East Surry	81	Pinehurst	72
1965	Durham	Boonville	67	Red Oak	57
1966	Durham	Ayden	66	Red Oak	38
1967	Durham	Ayden	53	Pinehurst	47
1968	Durham	Youngsville	88	Boone Trail	49
1969	Raleigh Broughton	Red Springs	64	Stoneville	61
1970	Raleigh Broughton	Youngsville	82	St. Pauls	63
1971	Raleigh Broughton	Louisburg	81	Union	63
1972	Raleigh Broughton	South Edgecombe	54	Waccamaw	51
1973	Raleigh Broughton	West Edgecombe	50	Orrum	46
1974	Garner High	Maxton	74	Rosewood	70
1975	Garner High	John A. Wilkinson	75	Wentworth	74
1976	Garner High	Wentworth	84	Clarkton	79
1977	Garner High	Pantego	75	Clarkton	65
1978	Garner High	John A. Wilkinson	77	Clarkton	74
1979	Garner High	John A. Wilkinson	84	Clarkton	76
1980	Garner High	Pantego	76	South Park	56
1981	Greensboro Coliseum	Pantego	72	Tryon	54
1982	Greensboro Coliseum	John A. Wilkinson	52	Tryon	40
1983	Greensboro Coliseum	Stoneville	68	Cullowhee	61
1984	Greensboro Coliseum	Edneyville	75	Cape Hatteras	50
1985	Greensboro Coliseum	Clarkton	57	Edneyville	47
1986	Chapel Hill (Smith Center)	Currituck	70	Orrum	53
1987	Chapel Hill (Smith Center)	Hendersonville	80	North Duplin	73
1988	Chapel Hill (Smith Center)	St. Pauls	80	Rosman	62
1989	Chapel Hill (Smith Center)	North Duplin	68	East Montgomery	61
1990	Chapel Hill (Smith Center)	Bladenboro	70	Hendersonville	64
1991	Chapel Hill (Smith Center)	St. Pauls	81	Cherokee	69
1992	Chapel Hill (Smith Center)	Hendersonville	55	Bladenboro	44
1993	Chapel Hill (Smith Center)	Jones Senior	83	Polk County	77
1994	Chapel Hill (Smith Center)	Bladenboro	59	Williamston	51
1995	Chapel Hill (Smith Center)	Jordan-Matthews	59	Williamston	50
1996	Chapel Hill (Smith Center)	Roanoke	83	Jordan-Matthews	70
1997	Chapel Hill (Smith Center)	Roanoke	85	Hayesville	58
1998	Chapel Hill (Smith Center)	Thomasville	72	Bunn	69
1999	Chapel Hill (Smith Center)	Cummings	70	Bunn	67
2000	Chapel Hill (Smith Center)	Thomasville	66	Midway	61
2001	Chapel Hill (Smith Center)	Cummings	82	Northside	73
2002	Chapel Hill (Smith Center)	Mount Airy	63	Plymouth	58
2003	Raleigh (Reynolds Coliseum)	Thomasville	75	Perquimans	62
2004	Chapel Hill (Smith Center)	Hayesville	70	Weldon	56
2005	Raleigh (Reynolds Coliseum)	Thomasville	85	North Johnston	58
2006	Chapel Hill (Smith Center)	Wallace-Rose Hill	78	North Stokes	58
2007	Raleigh (Reynolds Coliseum)	Thomasville	86	North Edgecombe	76
2008	Chapel Hill (Smith Center)	Winston-Salem Prep	73	Pamlico	42
2009	Raleigh (Reynolds Coliseum)	Bishop McGuinness	72	Weldon	56
2010	Chapel Hill (Smith Center)	Monroe	62	Goldsboro	46
2011	Raleigh (Reynolds Coliseum)	North Rowan	64	Pender	57
2012	Chapel Hill (Smith Center)	Winston-Salem Prep	61	Plymouth	49
2013	Raleigh (Reynolds Coliseum)	Winston-Salem Prep	53	Rocky Mount Prep	41
2014	Chapel Hill (Smith Center)	Winston-Salem Prep	72	East Carteret	71
2015	Chapel Hill (Carmichael Arena)	East Carteret	67	Winston-Salem Prep	64
2016	Chapel Hill (Carmichael Arena)	Voyager Academy	69	Winston-Salem Prep	56
2017	Chapel Hill (Smith Center)	Lincoln Charter	97	Kestrel Heights	75



WNCHSAA Championship Results



WNCHSAA MEN'S BASKETBALL CHAMPIONSHIPS

YEAR	SITE	CHAMPION	SCORE	RUNNER UP	SCORE
1948	Lenoir-Rhyne	Shelby	38	Lincolnton	25
1949	Lincolnton	Unknown			
1950		Unknown		Unknown	
1951		Unknown		Unknown	
1952	Statesville	Kannapolis	41	Barium Springs	38
1953	Hickory	Shelby	49	Hickory	40
1954	Statesville	Kannapolis	53	R-S Central	52
1955	Lincolnton	Asheboro	69	Hickory	60
1956	Unknown	Asheboro	53	Valdese	46
1957	Unknown	Kannapolis	58	Valdese	43
1958	Lexington	Asheboro	55	Hickory	48
1959	Hickory	Asheboro	60	Belmont	46
1960	Spencer	Shelby	50	Statesville	48
1961	Hudson	Shelby	49	Kannapolis	42
1962	Davie County	Asheboro	64	Belmont	51
1963	R-S Central	Hudson	50	Thomasville	43
1964	North Rowan	R-S Central	54	Albemarle	45
1965	Marion	Hickory	54	Albemarle	50
1966	Kannapolis	Albemarle		Valdese	
1967	Lenoir-Rhyne	Kannapolis	70	R-S Central	61
1968	Kannapolis	Kannapolis	63	Kings Mountain	58
1969	Lenoir-Rhyne	Salisbury	56	Shelby	50
1970	Lexington YMCA	Salisbury	50	Marion	35
1971	Catawba	Salisbury	41	Crest	33
1972	Lenoir-Rhyne	East Rutherford	60	Morganton	42
1973	Catawba	Crest	53	Shelby	50
1974	Catawba	Crest	50	Shelby	40
1975	Catawba	North Davidson	63	East Rowan	58
1976	Catawba	Asheboro	64	Shelby	59
1977	Catawba	Shelby	54	North Rowan	53

WNCHSAA WOMEN'S BASKETBALL CHAMPIONSHIPS

YEAR	CHAMPION	SCORE	RUNNER UP	SCORE
1953	Statesville	84	Lincolnton	80
1954	Lincolnton	67	Barium Springs	51
1955	Lincolnton	100	Statesville	92
1956	Taylorsville	67	Landis	64
1957	Taylorsville	66	Wincoff	61
1958	Kannapolis	60	Hickory	46
1959	Taylorsville	79	Thomasville	56
1960	Asheboro	67	Taylorsville	59
1961	Taylorsville	90	Kannapolis	61
1962	Chase			
1963	Taylorsville	61	Kannapolis	37
1964	East Rutherford	43	Monroe	24
1965	Lincolnton	46	Concord	32
1966	Morganton	48	Statesville	40
1967	Chase	52	Concord	42
1968	Chase	44	Concord	34
1969	Marion	38	Kannapolis	31
1970	Mooreville	35	Marion	33
1971	Newton-Conover	35	Marion	28
1972	Belmont South Point	59	McDowell	53
1973	Belmont South Point	60	Burns	37
1974	East Rowan	62	Morganton Freedom	56
1975	Statesville	57	Alexander Central	50
1976	North Stanly	62	North Gaston	41
1977	North Gaston	62	North Stanly	44



NCHSAC Championship Results



The North Carolina High School Athletic Conference served for many years as the athletic organization for historically black high schools. The NCHSAC conducted championships in several sports, and Dr. W.T. "Army" Armstrong of Rocky Mount served as commissioner for many years.

The NCHSAA has spent quite a bit of time and effort trying to research state champions and other facts about the Conference, although what had been uncovered was sketchy. Recently, though, we acquired some documents which Tim Brayboy, who worked for the state Department of Public Instruction before his retirement, had discovered, and it sheds terrific light on the organization. The organization was fairly loosely knit in the 1920's and '30's, basically consisting of 30 to 35 black high schools with no well defined or consistent plan for declaring championships in any sport.

In 1946, a meeting was held in Charlotte to discuss reorganization. Dr. Armstrong was asked to draw up a constitution with rules and

regulations, suggest fees, and establish basic guidelines. There were 35 schools represented at that initial meeting. The organization actually used two different names during its time, including the North Carolina Negro High School Athletic Association and then the North Carolina High School Athletic Conference.

The conference's record membership was 215 high schools in 1959. That level stayed fairly consistent until the late 1960's, as integration began to take place. At its height, the Conference had approximately 90 football teams, 215 basketball teams, 75 in baseball, 30 in tennis and 40 in track.

In its last year of operation, in 1969, the NCHSAC was down to 48 schools, including 17 with football teams, all 48 with basketball, nine with baseball, four in tennis and five in track.

Any additions or correction to the championship list may be sent to James Alverson at the NCHSAA.

Open / 3A Division

YEAR	CHAMPION		RUNNER UP	
1946				
1947	Laurinburg	56	Gastonia Highland	37
1948	Ridgeview			
1949	Ridgeview	56	Rockingham	37
1950	Ridgeview	42	Kings Mountain	23
1951	A Laurinburg	52	West Charlotte	50
	B Ridgeview	50	Durham Merrick-Moore	30
1952	Winston-Salem Atkins	40	Gastonia Highland	36
1953	Winston-Salem Atkins	62	Winston-Salem Carver	43
1954	Winston-Salem Atkins	58	Laurinburg	53
1955	Rocky Mt. Washington	52	Winston-Salem Atkins	51
1956	Wilmington Williston	69	Greensboro Dudley	57
1957	Winston-Salem Atkins	71	Raleigh Ligon	48
1958	Greensboro Dudley	49	Rocky Mt. Washington	40
1959	Winston-Salem Atkins	46	Wilmington Williston	44
1960	Rocky Mt. Washington	58	Wilmington Williston	51
1961	Greensboro Dudley	63	Wilmington Williston	56
1962	Burlington Jordan Sellars	52	Durham Merrick-Moore	47
1963	West Charlotte	66	Greensboro Dudley	64

2A Division

1956	Nashville Nash County 58, Roper Union County 40
1957	Morganton Olive Hill 62, Trenton Jones 53
1958	Burlington Jordan Sellars 40, Chapel Hill Lincoln 34
1959	East Spencer Dunbar 54, Burlington Jordan Sellars 41
1960	Burlington Jordan Sellars 68, East Spencer Dunbar 65
1961	LaGrange Frink East, Spencer Dunbar
1962	Elm City Douglass 88, Charlotte York Road 77
1963	

1A Division

1956	Pinehurst Academy Heights 59 Catawba Rosenwald 42
1957	Tryon Emerry 46 West Southern Pines 45
1958	Shelby 56 West Southern Pines 54
1959	West Southern Pines 44 Cherryville Chavis 37
1960	West Badin 74 Red Springs Person 46
1961	West Badin 55 Durham Little River 54
1962	
1963	Durham Little River 82 Laurel Hill Carver 56

Play went to four divisions in 1964

4A Division

1964	Wilson Darden 61 Asheville Stephens Lee 50
1965	Durham Hillside 80 West Charlotte 78(ot)
1966	West Charlotte 96 Durham Hillside 66
1967	Raleigh Ligon 71 Durham Hillside 66
1968	High Point William Penn Winston-Salem Paisley
1969	Winston-Salem Atkins 71 Asheville Stephens Lee 70

3A Division

1964	Winston-Salem Paisley 54 Durham Merrick-Moore 52(3ot)
1965	Durham Merrick-Moore 67 Burlington Jordan Sellars 55
1966	Burlington Jordan Sellars 74 Durham Merrick-Moore 64
1967	Durham Merrick-Moore 76 Winston-Salem Anderson 64
1968	Concord Logan 81 Nash Central 80
1969	Durham Merrick-Moore Burlington Jordan Sellars

2A Division

1964	Elm City Douglass vs. Hallsboro Artesia
1965	Method Berry O'Kelly 84 Kinston Woodington 76
1966	Elm City Douglass 87 Kinston Woodington 65
1967	Whiteville 87 Garner 71

1A Division

1964	Durham Little River 70 Mooresville Dunbar 48
1965	Durham Little River 83 West Southern Pines 66
1966	Catawba Rosenwald 86 Franklinton B. F. Person 74
1967	Durham Little River 81 Laurel Hill Carver 76



INDIAN HIGH SCHOOL TOURNAMENT



The Robeson Indian High School Athletic Conference began interscholastic participation in the 1920's. Original members of the conference were Fairmont, Green Grove, Magnolia, Pembroke, Piney Grove, Prospect and Union Chapel. Teams competed in several sports, but the post-season basketball tournament at Pembroke State was always a highlight of the year. With consolidation reducing the number of schools to four, the league added Hawkeye (Hoke County) and Les Maxwell (Cumberland in 1966 to become the Tri-County Indian High School Athletic Conference. Then in 1968 the schools joined the NCHSAA, just as the schools in the North Carolina High School Athletic Conference for black high schools did.

We are grateful to Tim Brayboy for this historical research.

ROBESON COUNTY INDIAN HIGH SCHOOL CONFERENCE--MEN'S BASKETBALL TOURNAMENT CHAMPIONS

YEAR	CHAMPION		RUNNER-UP		
1939-40	Pembroke		Prospect		
1940-41	Prospect	31	Pembroke	29	(OT)
1941-42	Pembroke	27	Green Grove	21	
1942-43	no tournament results				
1943-44	Pembroke		Prospect		
1944-45	Fairmont	22	Green Grove	16	
1945-46	Green Grove	33	Prospect	15	
1946-47	Pembroke	51	Green Grove	19	
1947-48	Prospect				
1948-49	Prospect	27	Pembroke	15	
1949-50	Prospect		Fairmont		
1950-51	Pembroke	38	Fairmont	19	
1951-52	Fairmont		Pembroke		
1952-53	Pembroke		Prospect		
1953-54	Pembroke	81	Magnolia	48	
1954-55	Fairgrove	44	Magnolia	43	
1955-56	Pembroke	45	Fairgrove	42	
1956-57	Fairgrove	50	Pembroke	39	
1957-58	Fairgrove	63	Pembroke	36	
1958-59	Fairgrove	52	Pembroke	32	
1959-60	Pembroke	52	Magnolia	41	
1960-61	Pembroke	49	Magnolia	43	
1961-62	Fairgrove	45	Pembroke	39	
1962-63	Fairgrove	44	Pembroke	40	
1963-64	Fairgrove	35	Pembroke	33	
1964-65	Prospect	53	Pembroke	50	

TRI-COUNTY INDIAN HIGH SCHOOL ATHLETIC CONFERENCE

1965-66	Pembroke	52	Hawkeye	23	
1966-67	Magnolia	56	Les Maxwell	53	(OT)

ROBESON COUNTY INDIAN HIGH SCHOOL WOMEN'S BASKETBALL TOURNAMENT CHAMPIONS

YEAR	CHAMPION		RUNNER-UP		
1945-46	Magnolia	21	Pembroke	12	
1946-47	no tournament results				
1947-48	Union Chapel		Prospect		
1948-49	Prospect	19	Union Chapel	14	
1949-50	Union Chapel		Magnolia		
1950-51	Pembroke	60	Magnolia	50	
1951-52	no tournament results				
1952-53	Pembroke				
1953-54	Pembroke	64	Fairgrove	41	
1954-55	Pembroke				
1955-56	Pembroke	64	Fairgrove	62	
1956-57	Magnolia	57	Prospect	35	
1957-58	Pembroke	45	Fairgrove	39	
1958-59	Pembroke	59	Fairgrove	45	
1959-60	Fairgrove				
1960-61	Fairgrove	68	Magnolia	38	



4A Women's Championship Results



OPEN

YEAR	SITE	CHAMPION		RUNNER UP	
1972	High Point Central	North Pitt	58	West Montgomery	34
1973	High Point Central	East Lincoln	64	Ragsdale	53
1974	High Point Central	South Johnston	52	Williamston	49
1975	Union Pines	Fred T. Foard	75	Ragsdale	73
1976	Union Pines	Union Pines	54	Fred T. Foard	53

PLAY WENT TO FOUR CLASSES

4A

YEAR	SITE	CHAMPION		RUNNER UP	
1977	Burlington Williams	Pinecrest	69	Southern Wayne	67
1978	Campbell, Buies Creek	Garner	54	Northern Nash	45
1979	Campbell, Buies Creek	Fike	64	Garner	41
1980	Fayetteville Westover	Goldsboro	63	Scotland	62
1981	Elon College	Chapel Hill	67	Cary	46
1982	Elon College	Goldsboro	52	Page	42
1983	Elon College	Broughton	58	Hunter Huss	52
1984	Elon College	Reid Ross	45	Ben L. Smith	39
1985	Elon College	Broughton	51	High Point Central	49
1986	Elon College	North Mecklenburg	61	Pine Forest	54
1987	Carmichael, Chapel Hill	Asheville	66	Fayetteville Westover	59
1988	Carmichael, Chapel Hill	Henderson Vance	53	Freedom	48
1989	Carmichael, Chapel Hill	Freedom	66	Richmond County	59 (OT)
1990	Carmichael, Chapel Hill	A. C. Reynolds	70	Broughton	65
1991	Carmichael, Chapel Hill	McDowell	53	Pinecrest	43
1992	Carmichael, Chapel Hill	Pinecrest	57	Hickory	48
1993	Carmichael, Chapel Hill	Cary	61	Freedom	48
1994	Carmichael, Chapel Hill	Freedom	80	Terry Sanford	51
1995	Carmichael, Chapel Hill	Freedom	65	Person	55
1996	Carmichael, Chapel Hill	Hillside	73	Terry Sanford	51
1997	Carmichael, Chapel Hill	East Wake	38	North Forsyth	28
1998	Carmichael, Chapel Hill	Northern Nash	65	McDowell	53
1999	Smith Center, Chapel Hill	Southeast Raleigh	68	McDowell	65
2000	Smith Center, Chapel Hill	A.C. Reynolds	54	Terry Sanford	52
2001	Smith Center, Chapel Hill	Lumberton	69	East Wake	45
2002	Smith Center, Chapel Hill	Freedom	68	Lumberton	52
2003	Smith Center, Chapel Hill	Seventy-First	50	Charlotte Vance	47
2004	Reynolds Coliseum, Raleigh	Seventy-First	76	McDowell	70
2005	Smith Center, Chapel Hill	Broughton	69	Northern Durham	60
2006	Reynolds Coliseum, Raleigh	South Mecklenburg	60	Apex	53
2007	Smith Center, Chapel Hill	South View	69	Grimsley	64
2008	Reynolds Coliseum, Raleigh	Westover	58	West Charlotte	53
2009	Smith Center, Chapel Hill	West Charlotte	78	Hillside	60
2010	Reynolds Coliseum, Raleigh	David Butler	87	Green Hope	61
2011	Smith Center, Chapel Hill	Southwest Guilford	44	Millbrook	35
2012	Reynolds Coliseum, Raleigh	Millbrook	57	West Forsyth	40
2013	Smith Center, Chapel Hill	Millbrook	62	Page	56
2014	Reynolds Coliseum, Raleigh	Myers Park	61	Southeast Raleigh	46
2015	Carmichael Arena, Chapel Hill	Myers Park	52	Southeast Raleigh	47
2016	Smith Center, Chapel Hill	Millbrook	46	Northwest Guilford	45
2017	Reynolds Coliseum, Raleigh	Northwest Guilford	36	Southeast Raleigh	34



3A Women's Championship Results



YEAR	SITE	CHAMPION	SCORE	RUNNER UP	SCORE	OT
1977	Hickory High	Bandys	63	Charles D. Owen	60	
1978	Hickory High	Enka	56	Burns	52	
1979	Hickory High	Graham	43	Davie County	42	
1980	Hickory High	Clyde Erwin	67	Graham	60	
1981	Elon College	SW Edgecombe	65	Mountain Heritage	64	
1982	Elon College	SW Edgecombe	72	Crest	69	
1983	Elon College	Enka	61	D. H. Conley	53	
1984	Elon College	North Iredell	50	SouthWest Edgecombe	47	
1985	Elon College	West Caldwell	65	Farmville Central	54	
1986	Elon College	West Caldwell	74	SouthWest Edgecombe	66	
1987	Carmichael, Chapel Hill	Trinity	65	North Iredell	64	(OT)
1988	Carmichael, Chapel Hill	Trinity	69	East Henderson	65	(OT)
1989	Carmichael, Chapel Hill	Pisgah	65	D. H. Conley	44	
1990	Carmichael, Chapel Hill	North Iredell	53	Tarboro	49	
1991	Carmichael, Chapel Hill	West Henderson	68	Harnett Central	61	
1992	Carmichael, Chapel Hill	Fred T. Foard	69	High Point Central	53	
1993	Carmichael, Chapel Hill	High Point Central	101	North Iredell	61	
1994	Carmichael, Chapel Hill	West Carteret	48	Smoky Mountain	43	
1995	Carmichael, Chapel Hill	Hickory	67	SouthWest Edgecombe	63	(OT)
1996	Carmichael, Chapel Hill	SW Edgecombe	58	North Buncombe	51	
1997	Carmichael, Chapel Hill	High Point Central	66	Wilson Fike	64	
1998	Carmichael, Chapel Hill	Hickory	37	Wilson Fike	29	
1999	Smith Center, Chapel Hill	Hickory	69	Eden Morehead	64	(OT)
2000	Smith Center, Chapel Hill	East Henderson	65	Carver	49	
2001	Smith Center, Chapel Hill	Carver	64	T.C. Roberson	53	
2002	Smith Center, Chapel Hill	High Point Central	56	Rockingham County	53	
2003	Reynolds Coliseum, Raleigh	Asheville	62	Rockingham County	52	
2004	Smith Center, Chapel Hill	Asheville	64	Southern Durham	47	
2005	Reynolds Coliseum, Raleigh	Asheville	72	High Point Central	65	
2006	Smith Center, Chapel Hill	Beddingfield	64	Fred T. Foard	53	
2007	Reynolds Coliseum, Raleigh	Carver	58	SouthWest Edgecombe	49	
2008	Smith Center, Chapel Hill	Concord	77	Beddingfield	62	
2009	Reynolds Coliseum, Raleigh	Dudley	60	Forestview	58	
2010	Smith Center, Chapel Hill	Forestview	62	South Central	55	
2011	Reynolds Coliseum, Raleigh	South Central	61	Hickory	58	(OT)
2012	Smith Center, Chapel Hill	Harding University	65	Walter Williams	43	
2013	Reynolds Coliseum, Raleigh	Harding University	56	Chapel Hill	52	
2014	Smith Center, Chapel Hill	Chapel Hill	69	Hickory	56	
2015	Carmichael Arena, Chapel Hill	Hickory	71	Chapel Hill	53	
2016	Carmichael Arena, Chapel Hill	Freedom	53	Northern Guilford	50	
2017	Smith Center, Chapel Hill	Northern Guilford	66	Hickory Ridge	64	



2A Women's Championship Results



YEAR	SITE	CHAMPION	SCORE	RUNNER UP	SCORE
1977	Union Pines	Elm City	65	Chatham Central	57
1978	Union Pines	Chatham Central	58	Union	47
1979	Union Pines	Central Davidson	41	Dixon	36
1980	Union Pines	Union	59	West Montgomery	46
1981	Elon College	Bandys	47	Louisburg	44
1982	Elon College	Bandys	65	Union	48
1983	Elon College	Parkwood	55	Orrum	48
1984	Elon College	Southwest Guilford	80	South Robeson	50
1985	Elon College	Southwest Guilford	75	South Robeson	66
1986	Elon College	West Davidson	70	South Robeson	65
1987	Carmichael, Chapel Hill	Bandys	52	Clinton	45
1988	Carmichael, Chapel Hill	Bandys	73	Clinton	69
1989	Carmichael, Chapel Hill	Clinton	72	Bunker Hill	63
1990	Carmichael, Chapel Hill	Clinton	58	Newton-Conover	52
1991	Carmichael, Chapel Hill	Madison	66	East Duplin	48
1992	Carmichael, Chapel Hill	Newton-Conover	77	Farmville Central	54
1993	Carmichael, Chapel Hill	Monroe	54	Franklinton	42
1994	Carmichael, Chapel Hill	Bandys	57	Western Guilford	51
1995	Carmichael, Chapel Hill	Ledford	65	Southwest Guilford	60
1996	Carmichael, Chapel Hill	Mitchell	44	Northside	43
1997	Carmichael, Chapel Hill	Ledford	59	St. Pauls	57
1998	Carmichael, Chapel Hill	East Duplin	59	Ledford	45
1999	Smith Center, Chapel Hill	High Point Central	78	St. Pauls	63
2000	Smith Center, Chapel Hill	Ledford	62	Western Alamance	41
2001	Smith Center, Chapel Hill	High Point Central	92	Eastern Alamance	62
2002	Smith Center, Chapel Hill	Ledford	73	Tarboro	51
2003	Smith Center, Chapel Hill	Mitchell	61	Red Springs	50
2004	Reynolds Coliseum, Raleigh	Salisbury	65	Southern Vance	40
2005	Smith Center, Chapel Hill	SW Edgecombe	72	East Rutherford	50
2006	Reynolds Coliseum, Raleigh	Farmville Central	56	Salisbury	55 (OT)
2007	Smith Center, Chapel Hill	Smoky Mountain	85	Graham	62
2008	Reynolds Coliseum, Raleigh	East Davidson	62	Graham	59
2009	Smith Center, Chapel Hill	Salisbury	56	Graham	41
2010	Reynolds Coliseum, Raleigh	Salisbury	49	East Bladen	37
2011	Smith Center, Chapel Hill	Salisbury	76	East Bladen	44
2012	Reynolds Coliseum, Raleigh	Jordan-Matthews	56	Wilkes Central	39
2013	Smith Center, Chapel Hill	Kinston	51	Pisgah	40
2014	Reynolds Coliseum, Raleigh	T.W. Andrews	57	Bandys	51
2015	Smith Center, Chapel Hill	Wilkes Central	44	Kinston	41
2016	Smith Center, Chapel Hill	North Pitt	68	East Davidson	65
2017	Reynolds Coliseum, Raleigh	Clinton	59	North Surry	49



1A Women's Championship Results



YEAR	SITE	CHAMPION		RUNNER UP		
1977	Buies Creek	Andrews	35	Princeton	33	(OT)
1978	Garner	John Wilkinson	76	Hayesville	73	
1979	Garner	John Wilkinson	76	Clarkton	59	
1980	Garner	Parkton	59	Princeton	58	
1981	Elon College	Chocowinity	86	Hiwassee Dam	64	
1982	Elon College	Hiwassee Dam	67	Chocowinity	52	
1983	Elon College	ENC Sch. for Deaf	48	Hiwassee Dam	45	
1984	Elon College	Orrum	65	Edneyville	38	
1985	Elon College	Orrum	65	Edneyville	36	
1986	Elon College	Chatham Central	55	Princeton	38	
1987	Carmichael, Chapel Hill	Hendersonville	50	Gates County	47	
1988	Carmichael, Chapel Hill	Hayesville	70	Hobbton	53	
1989	Carmichael, Chapel Hill	Hayesville	70	Chocowinity	41	
1990	Carmichael, Chapel Hill	Hayesville	51	Tabor City	48	
1991	Carmichael, Chapel Hill	Hayesville	73	Tabor City	49	
1992	Carmichael, Chapel Hill	Hayesville	77	Midway	49	
1993	Carmichael, Chapel Hill	Hayesville	54	Mattamuskeet	40	
1994	Carmichael, Chapel Hill	Lakewood	80	Murphy	60	
1995	Carmichael, Chapel Hill	Murphy	62	Williamston	37	
1996	Carmichael, Chapel Hill	Cherokee	69	Roanoke	63	
1997	Carmichael, Chapel Hill	Murphy	77	Union	51	
1998	Carmichael, Chapel Hill	Union	85	Cherokee	70	
1999	Smith Center, Chapel Hill	Chatham Central	53	Red Springs	47	
2000	Smith Center, Chapel Hill	Chatham Central	65	Roanoke	64	
2001	Smith Center, Chapel Hill	East Surry	69	Perquimans	65	
2002	Smith Center, Chapel Hill	Thomasville	69	Midway	44	
2003	Reynolds Coliseum, Raleigh	Thomasville	68	Farmville Central	65	
2004	Smith Center, Chapel Hill	Thomasville	67	Farmville Central	48	
2005	Reynolds Coliseum, Raleigh	Thomasville	62	Weldon	26	
2006	Smith Center, Chapel Hill	Bishop McGuinness	54	Southeast Halifax	31	
2007	Reynolds Coliseum, Raleigh	Bishop McGuinness	79	East Bladen	42	
2008	Smith Center, Chapel Hill	Bishop McGuinness	56	Pender	43	
2009	Reynolds Coliseum, Raleigh	Bishop McGuinness	64	East Bladen	33	
2010	Smith Center, Chapel Hill	Bishop McGuinness	55	Williamston	46	
2011	Reynolds Coliseum, Raleigh	Bishop McGuinness	57	Southwest Onslow	43	
2012	Smith Center, Chapel Hill	Bishop McGuinness	60	Southside	44	
2013	Reynolds Coliseum, Raleigh	Bishop McGuinness	57	River Mill	52	
2014	Smith Center, Chapel Hill	Bishop McGuinness	61	Riverside (Martin)	58	
2015	Carmichael Arena, Chapel Hill	Winston-Salem Prep	58	Riverside (Martin)	31	
2016	Carmichael Arena, Chapel Hill	Winston-Salem Prep	66	Plymouth	34	
2017	Smith Center, Chapel Hill	Mount Airy	66	Pamlico	40	